



CANTERBURY GIRLS HIGH SCHOOL



2025 Student Booklet



TABLE OF CONTENTS

Introduction

Welcome to Canterbury Girls High School	page 2
Information and Communication	page 3
School Bell Times	page 4

Section 1: Directory

1. Staff Directory	page 5
2. Playground Areas and Duty	page 6
3. Classroom and Staff Room Locations	page 7
4. Help Page ~ What to do if?	page 8
5. Distribution of Studies 7 - 12	page 9
6. BYOD – Bring your Own Device	page 10-11

Section 2: Setting School Tone

1. Code of Behaviour	page 12
2. Good Discipline and Effective Learning Procedures Overview	page 13
3. Anti-Bullying Policy and Cyber Bullying	page 14-16
4. Uniform	page 17-18
5. Recognition of Achievement and Merit Award System	page 19-21
6. Student Leadership	page 22-23

Section 3: Effective Learning

1. Library and Learning Centre	page 24
2. Student Wellbeing Programs and Student Services	page 25-26
3. Senior Student Support	page 26
4. Homework Policy	page 26-27
5. Equipment Requirements	page 28-31

Section 4: School Procedures

1. General Procedures	page 32-35
2. Attendance	page 35-36
3. Sports Information	page 36-37
4. Performing Arts	page 37
5. Digital device Policy	page 38

Section 5: General Information

1. School Transport	page 39
2. Student Health Matters	page 39-40
3. Parent Involvement and Assistance	page 40
4. School Contributions	page 41-46

WELCOME TO CANTERBURY GIRLS HIGH SCHOOL

This booklet is an introduction to the Canterbury Girls High School learning community – our students, families and staff.

We hope that you enjoy your time learning at Canterbury Girls High and take advantage of the many opportunities which are available to you as a student here. Our students have achieved outstanding academic success in the external examinations, as well as success in creative and performing arts and sporting areas.

Canterbury Girls High School is a school community with a proud tradition of educating young women of diverse cultural backgrounds. All in our community believe that students who are able to take responsibility for their learning and behaviour will be well prepared citizens who will continue to learn after their school years are complete. Students' successful learning is our prime concern.

You will find valuable information in this booklet which will assist your transition into the learning environment at Canterbury Girls High School. Please also refer to our website for additional information.

If you have any problems at any time, please do not hesitate to ask staff. A successful strong relationship between families, staff and students is essential to achieve each student's individual success.

INFORMATION AND COMMUNICATION

There are two administration offices:

- Office A:** 8.15 a.m. – 3.15 p.m. **Reception**
Late notes, uniform, absentee notes, early leavers, first aid, lost property, senior students sign out, making appointments with Principal.
- Office C:** 8.15 a.m. – 8.40 am, then recess and lunch for student payments & purchases. Students cannot pay during class time.
- Office B:** **Print Room – staff only**

Information on Payments: See School Contributions on page 41.

The Department of Education's preferred method of payment is online. To pay online, go to the school website at <https://canterburg-h.schools.nsw.gov.au/> and click on the *Make a Payment* link in the top blue banner.

School Newsletter

The newsletter is published twice per term, in the middle and at the end of each term.

It is also made available via the school website at the following link:

<https://canterburg-h.schools.nsw.gov.au/newsletter.html>

Other Communication

The School website is regularly updated with information.

Correspondence:	Canterbury Girls High School Church Street, CANTERBURY 2193
Telephone Number:	9718 1805
Fax Number:	9718 3501
Email:	canterburg-h.School@det.nsw.edu.au
Web site:	www.canterburg-h.schools.nsw.edu.au
Facebook:	@canterburygirlshighschool

2025 SCHOOL CALENDAR DATES

Term 1 –	Thursday 6 February to Friday 11 April
Term 2 –	Wednesday 30 April to Friday 4 July
Term 3 –	Tuesday 22 July to Friday 26 September
Term 4 –	Tuesday 14 October to Friday 19 December

Staff Development Days (pupil free) – Term 1 first four days, Term 2 first two days,
Term 3 and 4 first day only

The dates above are the first and last days of school each term for 2025 students.

Sentral Student Calendar - [Student Calendar](#)

Sentral Daily Notices - [Daily Notices](#)

BELL TIMES

The school's timetable operates on a four-period day on a two-week cycle. Students have **Week A** and **Week B** timetables. Junior students should not arrive before 8am. Any student arriving before 8.15 should go to the library. Supervision is provided from 8.15 in the canteen and inner quads.

Some senior students have a Period 0 which is from 7.30am - 8.38am for extension subjects or offline subjects. DEAR groups are based on alphabetic year groups. The DEAR time allocation has concurrently run programs in student leadership and wellbeing. These all run during Thursday and Friday DEAR time.

Monday	Tuesday	Wednesday	Thursday/ Friday
Warning Bell 8.38.am	Warning Bell 8.38.am	Warning Bell 8.38.am	Warning Bell 8.38.am
Period 1 8.40 - 9.55 am (75 mins)	Period 1 8.40 - 9.55 am (75 mins)	Period 1 8.40 - 9.55 am (75 mins)	Period 1 8.40 - 9.54 am (74 mins)
Break 9.55 - 10.00 am	Break 9.55 - 10.00 am	Break 9.55 - 10.00 am	Break 9.54 – 9.58 am
Period 2 10.00 - 11.15 am (75 mins)	Period 2 10.00 - 11.15 am (75 mins)	Period 2 10.00 - 10.40 am (40 mins)	Period 2 9.58 - 11.12 am (74 mins)
School Assembly 11.15 - 11.40 am (25 mins)	Recess 11.15 - 11.35 am (20 mins)	Recess 10.40 - 11.00 am (20 mins)	Recess 11.12 - 11.32 am (20 mins)
Recess 11.40 - 12.00 pm (20 mins)	Period 3 11.35 - 12.10 pm (35 mins)	Period 3 11.00 - 12.15 pm (75 mins)	DEAR/ PB 11.32 - 12.02 pm (30 mins)
Period 3 12.00 - 1.15 pm (75 mins)	DEAR / Scripture 12.10 - 12.40 pm (30 mins)	Lunch 12.15 - 12.55 pm (40 mins)	Period 3 12.02 - 1.16 pm (74 mins)
Lunch 1.15 - 1.55 pm (40 mins)	Lunch 12.40 - 1.20 pm (40 mins)	Sport 12.55 pm – 2:47 pm	Lunch 1.16 - 1.56 pm (40 mins)
Period 4 1.55 - 3.10 pm (75 mins)	Period 4 1.20 - 2.35 pm (75 mins)		Period 4 1.56 - 3.10 pm (74 mins)

SECTION 1 DIRECTORY

1.1 STAFF DIRECTORY

EXECUTIVE STAFF		MATHEMATICS STAFF	
Principal	Ms Rebecca Cameron	Head Teacher Maths	Ms Ilhea Yen
Deputy Principal	Ms Jayne Delmas (Rel. M, Tu, Th)	Ms Kathie Burgess	Ms Liza Moodie
Deputy Principal	Ms Julie Ronayne (W, F)	Ms Hristina Connolly-Grieg	Mr Quan Nguyen
Deputy Principal	Ms Lalita Venkatesan (Rel.)	Ms Aveen Jwamer	Ms Weike Zhu
		Ms Sanjeev Kaur	
HT SECONDARY STUDIES	Ms Soma Sanyal (Rel.)		
ADMINISTRATION STAFF		SCIENCE STAFF	
SAM (School Admin Manager)	Ms Bahieh Chami	Head Teacher Science	Ms Jayne Delmas (W, F) Ms Tracy Jones (M, T, T)
Ms Pam Arrivolo	Ms Jesse Mastro	Ms Maria Gioffre	Mr Dylan Luttrell
Ms Brigid Dwyer	Mrs Lucy Occhipinti	Ms Nursu Gurmen (SAO)	Mr Shaun Mullin
Ms Giovanna Georgoulas	Ms Cheryl Patulny	Ms Tracy Jones	Ms Sylvie Yassmin
Ms Nursu Gurmen	Mrs Maria Petrino		
Ms Chantal Homer	Mr Rick Pulsford - Gen Asst		
Ms Caitlyn Joseph	Ms Eliza Vamboukakis		
ENGLISH STAFF		CAPA STAFF	
Head Teacher English –	Ms Rosemary Henzell	Head Teacher CAPA	Ms Louise Flannery (rel)
Mr Alex Borojevic	Ms Emily Knapman	Ms Grace Burzese	Laura Cooper
Ms Alish Darlington	Ms Helen Skaliaris	Yue Xing Chen	Ms Katherine Wilson
Ms Dragica Jukic	Ms Karin Strachan		
HSIE STAFF		PE AND LANGUAGES STAFF	
Head Teacher HSIE –	Ms Vicky Michos (rel)	Head Teacher PE & LOTE –	Mr Nick Ristevski
Ms Kate Dally (M, T, T)	Mr Dylan Nolan	Ms Kaiya Battaglia	Ms Qing Liu
Mr Peter Fitzgerald	Ms Natalie Szymanski	Ms Maree Fourfouris	Mr James Nagy
Ms Amy Johnston	Ms Helen Wang	Ms Ngaire Hadfield	
Ms Diega La Grassa			
TAS STAFF		SPORT ORGANISATION	
HT TAS & Teach & Learn	Ms Effie Di Chiara	Oversees Sport	Mr Nick Ristevski
Ms Kerry Charalambous	Ms Cathy Jenkins	Grade & Knockout Sport	Ms Ngaire Hadfield
Ms Sue Di Rosario	Ms Janet Kastanias	Recreational & House Sport	Ms Kaiya Battaglia
Ms Linda Fardell		Swimming Carnivals	Ms Stacey Naisbett, Ms Kaiya Battaglia
		Athletics Carnivals	Ms Ngaire Hadfield, Mr James Nagy
		Cross Country Carnivals	Mr Nick Ristevski
STUDENT SERVICES STAFF		STUDENT ORGANISATION	
HT Student Services	Ms Stacey Naisbett	Year 7 Advisor	Ms Cathy Jenkins
Learning Support Teacher	Ms Leila Bianca	Year 7 Advisor	Ms Linda Fardell
		Year 8 Advisor	Ms K Burgess
EALD Teacher	Ms Laura O'Donnell	Year 9 Advisor	Mr Dylan Luttrell
Student Support Officer	Ms Brooke Morley	Year9 Advisor	Ms Grace Burzese
School Psychologist	Ms Betty Wong	Year 10 Advisor	Mr Shaun Mullin
School Psychologist	Ms Josephine Rynsaardt	Year 10 Advisor	Ms Emily Knapman
Teacher Librarian	Mr Liam Diviney	Year 11 Advisor	Mr Dylan Nolan
Careers Advisor	Ms Rita Evangelista	Year 12 Advisor	Ms Laura O'Donnell
School Nurse	Ms Jody Stokes	Year 12 Advisor	Ms Diega La Grassa
PARENTS & CARERS ASSOCIATION		Prefect Coordinator	Ms Rita Evangelista
President of P&C	Mr Steven Gal	SRC Coordinator	Mr Alex Borojevic
Secretary	Ms Tara Rees	International Student	Ms Qing Liu
Secretary	Ms Mary Costello	Environmental Agents	Mr Peter Fitzgerald
Treasurer	Mr Mustapha Bangura	First Nations Coordinator	Ms Ngaire Hadfield
IT SUPPORT		Instrument/Voice Program Co-ord	Ms Louise Flannery Ms Katherine Wilson
Mr Ondrej Zima	Mr Archimedes Ordonez		

1.2 PLAYGROUND AREAS AND DUTY



WET WEATHER and EXTREME HEAT

Duty Area - normal weather	Wet/extreme* duty area
Canteen	Canteen
Upper	MPC
Lower	Cantabrian
Dome	Dome Library

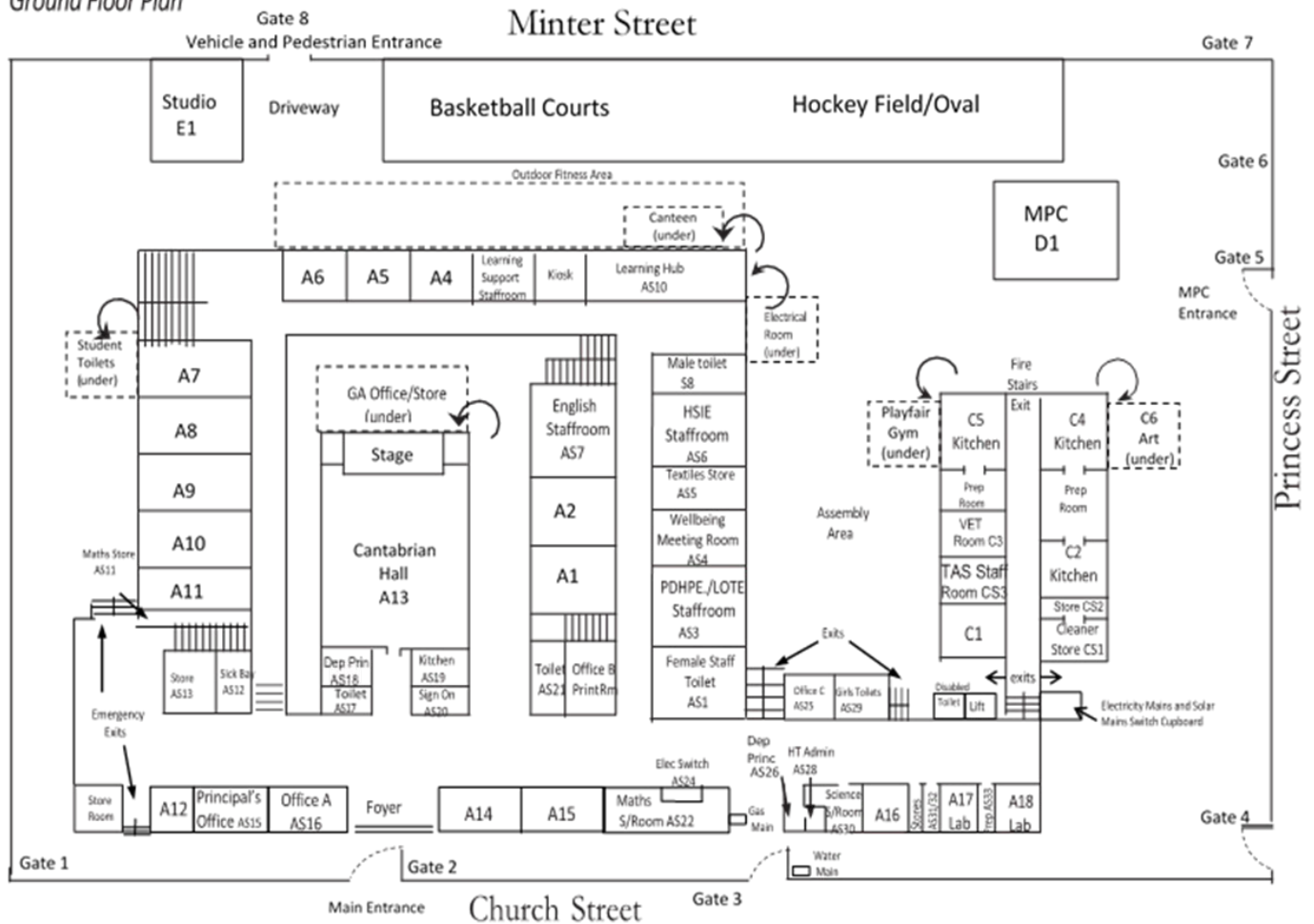
*extreme weather includes heat, wind and smoke

BEFORE SCHOOL

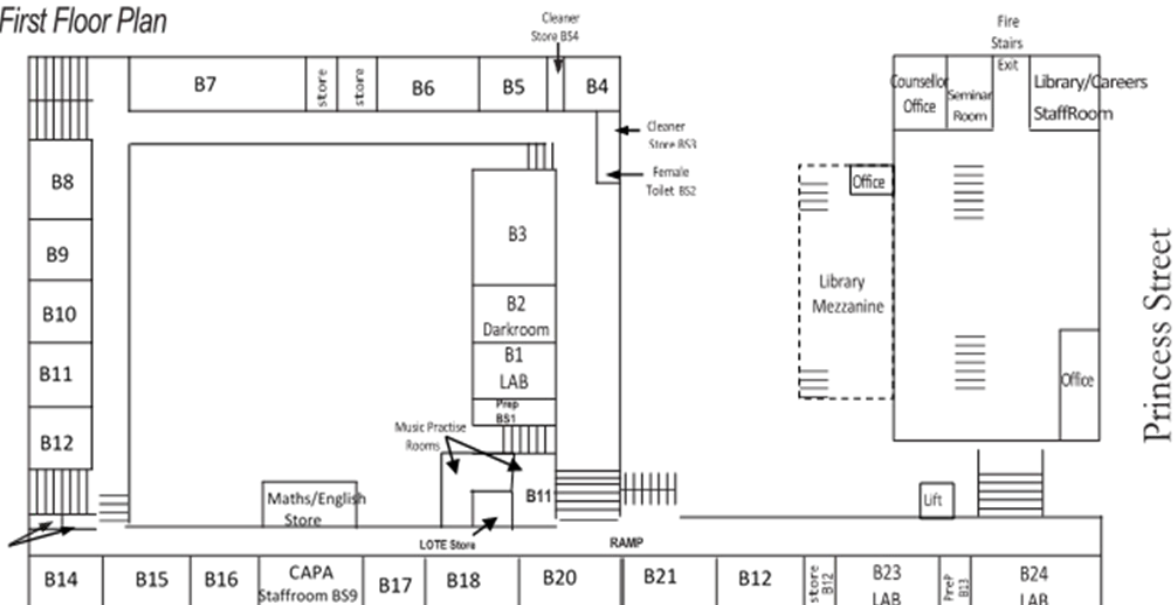
All students are to remain in either the canteen or inner quads between 8.15am and 8.40am, unless seeing a teacher.

Canterbury Girls High School Map

Ground Floor Plan



First Floor Plan



1.4 HELP PAGE ~ WHAT TO DO AND WHO TO SEE IF YOU ...

Are ill for three (3) days or more	Your family must contact the school and speak to the Deputy Principal or Year Adviser. You will be supported to keep up with your schoolwork or to catch up. A medical certificate must be provided.
Are ill or injured at school	Go to Office A with a note from your teacher if it is during class time. The office staff will contact your family if necessary. DO NOT contact your family yourself.
Are late (i.e. enter school grounds after 8.40am)	Report to Office A to sign in. Get a note indicating the time of arrival and then go quickly to class. You will not be accepted into class without a note.
Plan to leave early	Bring a note from home to Office A before school and pick up an Early Leaver's pass at recess or before you depart, whichever is first.
Are out of uniform	Bring a note from home with an explanation. If there are financial problems seek student assistance – see your Deputy or Office A.
Have been absent	Bring a note explaining your absence to Office A the day you return.
Have lost property	Hand in to Office A, who manages lost property.
Need to go to the toilet during class	Students must have permission from their supervising teacher. Report to Office A if the toilets are locked. Students should not go to the toilet in class time unless urgent. See more details in the General Procedures section.
Are lost or have lost your timetable	See your Year Adviser.
Need to get or replace a travel pass	See Office A.
Are injured for sport	Go to the Sport Organisers with a note explaining your injury or attend non-Sport. If you are sick see note above.
Need the Counsellor	Students can visit the Counsellor and make an appointment or ask their Year Adviser or Deputy Principal to make an appointment on their behalf. You can also slip a completed self-referral under the door of the Counsellor's Office or leave it in an envelope at Office A or with Year Adviser.
Need Child Protection	Students can disclose information to any teacher. It will be reported to the principal and appropriate government agencies.
Know of harassment including bullying or discrimination	Report any incidents of discrimination, whether racist or otherwise to a class teacher or your Year Adviser or the Deputy Principal immediately. Report bullying to your Year Adviser.
Can't do your homework	Bring a note from home to your class teacher. Your teacher will help you with your homework or give you more time to complete it if your reason is acceptable. The school provides help for homework on Monday after school in the library.
Are going overseas or will be absent for more than five [5] school days for urgent and important family reasons	Extended Leave for travel – must be applied for, for any period of 5 days or more and approved by the principal. Applying for extended leave - Students who require a leave of absence of longer than one week should complete the ' Application for extended leave ' form. Return this form to the principal, with a letter attached from parents stating the reason and dates of absence, as soon as possible before going on leave. Please also attach a copy of flight ticket or travel itinerary. See more information on the school website: Rules and policies - Canterbury Girls High School
Need to order your lunch	Before school go to the Canteen, fill in an order form and pay for it. Collect your order from the designated window at lunch. Orders can also be made at recess and via the internet link www.flexischools.com.au and click "Register Now".
Observe or experience disruption during recess or lunch	Report incident to teacher on playground duty or Head Teacher on Duty.
Need a computer log in	See the IT Technician in the library
Have run out of print availability	Pay \$5 at SASS Annexe

1.5 Distribution of Studies Year 7 – 12

Distribution of Studies 2025					
Year 12	Year 11	Year 10	Year 9	Year 8	Year 7
Subject	Subject	Subject	Subject	Subject	Subject
Ancient History	Ancient History	English	English	English	English
Biology	Biology	Mathematics	Mathematics	Mathematics	Drama
Business Studies	Business Studies	Science	Science	Science	History & Geography
Community & Family Studies	Community & Family Studies	History & Geography	History & Geography	History & Geography	Mathematics
Chemistry	Chemistry	PD/H/PE	PD/H/PE	PD/H/PE	Science
Chinese Beginners	Chinese Beginners			Music	PD/H/PE
Chinese Continuers	Chinese Continuers	Electives	Electives	Visual Arts	Languages - Chinese
Dance	Chinese in Context	Commerce	Commerce	Tech Mandatory	Visual Arts
Drama	Chinese & Literature	Chinese	Child Studies		Tech Mandatory
Economics	Dance (accelerated)	Child Studies	Food Technology	Electives	
Earth & Environmental Studies	Economics	Drama	Music	Drama	
English EALD	Earth & Environmental Studies	Food Technology	Physical Activity Sport Studies	MasterChef	
English Ext 1	English EALD	Industrial Tech Multimedia	Photography Digital Media	Music	
English Ext 2	English Ext 1	Music	Textiles		
Geography	English Ext 2	Physical Activity Sport Studies	Visual Arts		
History Extension	Geography	Photography Digital Media			
Legal Studies	Health & Movement Science	Textiles			
Maths Advanced	Legal Studies	Visual Arts			
Maths Ext 1	Maths Advanced				
Maths Ext 2	Maths Ext 1				
Maths Standard	Maths Standard				
Modern History	Modern History				
Music	Music				
Maths Advanced	Maths Advanced				
Maths Ext 1	Maths Ext 1				
Maths Ext 2	Modern History				
Maths Standard	Music				
Modern History	Physics				
Music	Society and Culture				
PDHPE	Sport & Recreation				
Physics	Studies of Religion				
Society & Culture	Textiles & Design				
Sport & Recreation	VET Business Serv				
Textiles & Design	VET Hospitality Cookery				
VET Business Serv	VET Entertainment				
VET Hospitality Cookery	Visual Arts				
Visual Arts					

1.6 BRING YOUR OWN DEVICE (BYOD) PROGRAM

Canterbury Girls High School implements 'Bring Your Own Device' (BYOD) i.e. Laptop or tablet for students in all years.

The BYOD program requires all students to bring their own computing device to school each day. This personal computing device does need to meet **Device Specifications** that are recommended by the school (available on the school's website).

The device specifications identify the minimum system requirements/hardware specifications for student devices and also offer guidance on some suggested makes and models so that parents are fully informed about requirements to ensure that each student's BYOD enhances their learning.

- The personal device must be able to be brought to school every school day and be used solely by the student throughout the school day.
- Students and Parents are responsible for ensuring the device brought to school meets all the requirements of the **Device Specifications**. A device which does not meet the Specifications will not be permitted access to school networks and services.
- Prior to bringing a personal device for the first time, students and their parents must read and sign the **BYOD User Charter** which sets out the responsibilities and expectations for use of the personal device at Canterbury Girls High School.
- Students must then use their device in accordance with the school's Cyber Safety Policy, the Department of Education's policy [Student use of digital devices and online services](#) and their **BYOD User Charter**.

Why BYOD?

Bring Your Own Device, or BYOD, is a technological trend in education and in the corporate world which recognizes that technology preference and choices about technology are different from person to person. BYOD also acknowledges that technology in education means more than meeting specific curriculum requirements. BYOD is designed to give you, as students and families, freedom to make technology choices that suit you and your circumstances.

Do I need to buy software?

The NSW Department of Education (DoE) has negotiated with **Adobe** and **Microsoft** for you to be able to **download software for free**. All DoE school students are eligible to download and licence Adobe and Microsoft software from this website. This software is only available to download onto personally owned devices. Information about the software available for download, compatibility with devices and the process of downloading can be found at:

<http://nsw-students.onthehub.com/WebStore/Welcome.aspx>

For iPads, go to the App Store for Office Apps.

What do I need to do before I can use my own device at school?

Prior to using a personal computing device at school for the first time, students and their parents/carers must read and sign the **BYOD User Charter** which sets out the responsibilities and expectations for use with regard to the computing devices at Canterbury Girls High School. This charter will be issued to each new student as part of their enrolment package and will need to be signed by the student and a parent/carer and returned to IT Support in the Library.

If you have a new personal computing device, you must ensure that you have completed the initial operating system set up for your device. This may include the creation of an Apple ID account or a Windows administration account and the activation of the Windows operating system.

New students will be required to bring their personal computing device to school with their signed charter. IT Support will then ensure that your device meets the required device specifications and check that you are able to log in to the school's network and the internet.

Do you require more information about BYOD?

The following resources may be of assistance in addressing any questions or concerns that you may have about the BYOD program:

- Visit our school's website: <https://canterburg-h.schools.nsw.gov.au/>
The website will be able to provide you with information and documentation regarding the BYOD Program (located in the Policies section of the website) including the school's Equity Policy and our BYOD User Charter as well as BYOD Frequently Asked Questions (FAQs) on the program.

Should you have any further questions or concerns, please do not hesitate to contact the school:

- By Phone: 9718 1805
- By Email: canterburg-h.school@det.nsw.edu.au

Device Specifications

The BYOD Program requires all students in Years 7-12 to bring their own computing device to school each day. This personal computing device does need to meet Device Specifications that are recommended by the school and listed below.

The device specifications:

- identify the minimum system requirements/hardware specifications for student devices
- Offer guidance on some suggested makes and models so that parents are fully informed about requirements.

While all devices identified meet the minimum system requirements/hardware specifications, the school strongly recommends that students choose a laptop to ensure that their BYOD maximises their learning experiences.

Device Type	<u>Windows Laptop</u>	<u>Mac Laptop</u>	<u>Windows Tablet</u>	<u>iPad Tablet</u>
Operating System	Windows 11 (23H2 or higher)	OS X 10.12 or higher	Windows 11 (23H2 or higher)	iPadOS 13.0 or higher
Wireless	Dual Band Wifi with support for 5GHz 802.11n or higher	Dual Band Wifi with support for 5GHz 802.11n or higher	Dual Band Wifi with support for 5GHz 802.11n or higher	Dual Band Wifi with support for 5GHz 802.11n or higher
Min Screen Size	7"	7"	7"	7"
Storage Capacity	256 GB SSD	256 GB SSD	64 GB	64 GB
RAM	8 GB	8 GB	4 GB	4 GB
Maximum Device Age	3 years	3 years	3 years	3 years
Minimum Battery Life	4 hours	4 hours	4 hours	4 hours
Required Accessories	Protective case/cover Headphones	Protective case/cover Headphones	Protective case/cover Headphones	Protective case/cover Headphones
Other Requirements	Up-to-date Antivirus (for example Windows Defender)		Up-to-date Antivirus (for example Windows Defender)	
Suitable Device Example	HP 245 G10 14" AMD Ryzen 3 www.hp.com/au-en/shop/byod-store Code: CanterburyG	MacBook Air www.apple.com/au-hed/shop	Microsoft Surface Pro www.microsoft.com/en-au/surface	iPad www.apple.com/au-hed/shop
Important Notes: The DoE wireless network installed in high schools only operates on the 5GHz 802.11n/ac/ax standards and it is therefore imperative that your device's Wi-Fi is "Dual Band".				

SECTION 2 SETTING SCHOOL TONE

2.1 Code of Behaviour

NSW public schools teach and model the behaviours we value in our students. (2022 *Student Behaviour Strategy*). This code aims to increase student engagement and learning through safe and inclusive positive behaviour support. Promoting positive behaviour requires schools to access supports as early as possible and for the system to be responsive to needs identified by schools.

In NSW public schools' students are expected to:

- Respect other students, their teachers and school staff and community members
- Follow school and class rules and follow the directions of their teachers
- Strive for the highest standards in learning
- Respect all members of the school community and show courtesy to all students, teachers and community members
- Resolve conflict respectfully, calmly and fairly
- Comply with the school's uniform policy or dress code
- Attend school every day (unless legally excused)
- Respect all property
- Not be violent or bring weapons, illegal drugs, alcohol or tobacco into our schools
- Not bully, harass, intimidate or discriminate against anyone in our schools

Schools take strong action in response to behaviour that is detrimental to self or others or to the achievement of high-quality teaching and learning.

Behaviour Code for Students: Actions

Promoting the learning, wellbeing and safety of all students in NSW Public Schools is a high priority for the Department of Education. We implement teaching and learning approaches to support the development of skills needed by students to meet our high standards for respectful, safe and engaged behaviour.

Respect

- Treat one another with dignity
- Speak and behave courteously
- Cooperate with others
- Develop positive and respectful relationships and think about the effect on relationships before acting
- Value the interests, ability and culture of others
- Dress appropriately by complying with the school uniform or dress code
- Take care with property

Safety

- Model and follow departmental, school and/or class codes of behaviour and conduct
- Negotiate and resolve conflict with empathy
- Take personal responsibility for behaviour and actions
- Care for self and others
- Avoid dangerous behaviour and encourage others to avoid dangerous behaviour

Engagement

- Attend school every day (unless legally excused)
- Arrive at school and class on time
- Be prepared for every lesson
- Actively participate in learning
- Aspire and strive to achieve the highest standards of learning

The principal and school staff, using their professional judgment, are best placed to maintain discipline and provide safe, supportive and responsive learning environments. In this context the NSW Govt and the DoE will back the authority and judgment of principals and school staff at the local level.

Time Out Procedures

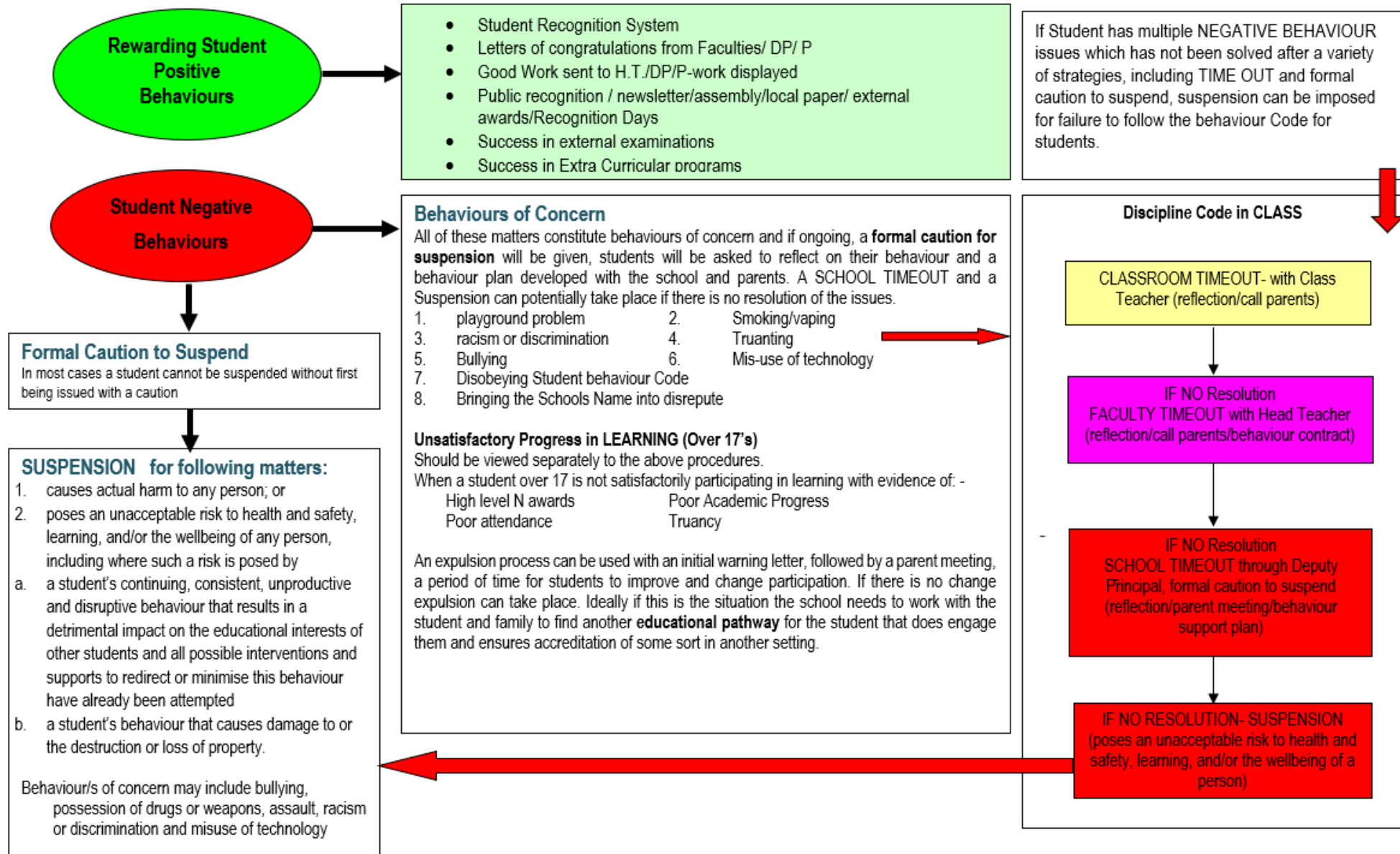
If a student does not meet school expectations, they will be spoken to by the teacher. If they continue to make inappropriate behaviour choices, they will be moved to **Classroom Time Out and asked to complete a behaviour reflection sheet**. The Head Teacher of the Faculty will be informed, and family contacted. A student on Classroom Time Out must take responsibility to negotiate their return to class within 4 lessons with their classroom teacher, and the Head Teacher, if necessary, to return to class. The Deputy Principal is informed.

If a student fails to meet their responsibility to negotiate a return to class or if inappropriate behaviour continues while in Classroom Time Out or after return to class, the Head Teacher may move the student to **Faculty Time Out**. The student will remain there for up to 4 periods. The family will be contacted, and the Deputy Principal informed. The student must complete a **written agreement** before returning to class.

If the student still does not take responsibility for their behaviour, the Head Teacher will refer the student to the Deputy Principal for **School Time Out**. The student will remain there for up to 4 periods and participate in an interview with the Deputy and her parents to develop a behaviour plan to support their return to class. If Whole School Time Out is not resolved, a Formal Caution or suspension may be issued.

If a student is in Time Out in the classroom in several subjects at once, the Deputy Principal may move the student to **School Time Out**

2.2 Good Discipline and Effective Learning Procedures Overview



2.2 ANTI-BULLYING POLICY

1. Statement of Purpose

The purpose of this *Anti-Bullying Plan* is to develop a shared understanding amongst all members of the school community of their responsibilities to prevent and respond to bullying. Canterbury Girls High School is a safe, caring and inclusive learning environment in which diversity is affirmed and individual differences are respected.

Students, staff, parents and caregivers believe that in order for optimum student learning and social outcomes to be achieved, quality education must be provided in a context of strong social support and respectful relationships.

Bullying is not acceptable in any form and is uniformly opposed by the school community as stated in the School's behaviour code.

2. Defining Bullying Behaviour

Bullying is repeated verbal, physical, social or psychological behaviour that is harmful and involves the intentional misuse of power by an individual or group towards one or more persons. Cyberbullying refers to bullying through information and communication technologies.

Bullying can involve humiliation, domination, intimidation, victimization and all forms of harassment including that based on sex, race, disability, health issue such as allergy, sexuality, both offline and online. Bullying of any form or for any reason can have long-term effects on those involved including bystanders.

Bullying behaviour can be:

- **Verbal** e.g. name calling, teasing, abuse, putdowns, sarcasm, insults, threats.
- **Physical** e.g. hitting, punching, kicking, scratching, tripping, spitting.
- **Social** e.g. ignoring, excluding, ostracizing, alienating, making inappropriate gestures.
- **Psychological** e.g. spreading rumours, dirty looks, taking or damaging possessions, malicious SMS, internet and email messages, inappropriate use of camera phones and other electronic devices.

Bullying can be illegal if it involves behaviours that include physical violence, threats of violence, damaging property, or stalking.

3. Responsibilities

Students, teachers, parents, caregivers and members of the wider school community have a shared responsibility to create a safe and happy environment, free from all forms of bullying:

- **Students** are responsible for following the school's behaviour code and for reporting incidents of bullying to a teacher as soon as possible to allow the bullying to be addressed.
- **Parents, caregivers & community members** are responsible for supporting the school's code of behaviour and for contacting the school should they become aware of any instance of bullying involving their daughter or any other student.
- **Teachers** are responsible for developing, implementing and evaluating effective anti-bullying strategies and for ensuring NSW Department of Education requirements in relation to the issue of bullying are addressed.

The school community recognises that the modelling and promotion of respectful relationships by all members on a continuing basis is fundamental to the prevention and eradication of bullying.

4. Managing Bullying

4.1. Identifying bullying behaviours

- **students** will participate in year meetings and a variety of student wellbeing activities, including Personal Best, in which they examine the definition of bullying, the various ways bullying can be displayed and strategies for addressing it.
- **Teachers** will participate in a workshop relating to the *Anti-Bullying Plan* and the issue of bullying generally so as to increase their capacity to manage the issue effectively.
- **Parents and caregivers** will receive information annually about bullying and procedures for addressing it in the school newsletter and on the school website. They will be informed of the availability of the Police Youth Liaison Officer (PYLO) in resolving bullying issues.

4.2. Strategies

- understand what bullying is and name it if it occurs
- intervene if bullying occurs
- be proactive in reporting immediately any incident of bullying to the relevant Year Adviser
- support students who are the targets of bullying and encourage them to see their Year Adviser, or see the Year Adviser on their behalf if they are not comfortable reporting it

- demonstrate courtesy and respect in all dealings with people in order to model positive ways of relating with people
- Actively participate in curriculum and whole school initiatives which examine the issue of bullying and strategies for addressing it.

4.3. Procedures

1. **Identify** bullying and understand that it is not acceptable under any circumstances.
2. **Report** the bullying to the student's Year Adviser.
3. **Complete** a *Bullying Report Form* issued by the Year Adviser in which information is provided about the bullying that has been occurring.

Once a report has been made, the students involved in the bullying will:

1. **Participate** in a mediation conducted by the Deputy Principal in order to put an end to the bullying.
2. **Commit** to an *Anti-bullying Agreement* in which all parties commit to cease all forms of bullying.
3. **Notify** the Deputy Principal immediately should there be any re-occurrence of the bullying so that additional measures can be implemented.
4. **Understand** that persistent bullying will result in suspension from school and referral to the PYLO.

4.4 *Cyber bullying – please see below and section 4.5 Digital device policy.*

5. Monitoring and Evaluating

The School's *Anti-bullying Plan* will be reviewed regularly to evaluate the Plan's effectiveness and make revisions where necessary for the following school year. School data relating to bullying, including the number of bullying reports and anti-bullying agreements undertaken over the course of the school year, will be analysed during the review process.

6. Related Resources

Anti-bullying information for NSW DoE schools ~ <https://education.nsw.gov.au/policy-library/policies/bullying-of-students-prevention-and-response-policy>

NSW anti-bullying website ~ <https://antibullying.nsw.gov.au/>

Anti-bullying~ <https://education.nsw.gov.au/student-wellbeing/attendance-behaviour-and-engagement/anti-bullying>

Bullying No Way website ~ <http://bullyingnoway.gov.au/>

Kids Helpline website ~ www.kidshelpline.com.au/

Mind Matters website ~ www.mindmatters.edu.au

Cyber bullying

At Canterbury Girls High School we are committed to positive, respectful online communication. Cyber bullying is 'the use of information and communication technologies to support deliberate, repeated, and hostile behaviour by an individual or group that is intended to harm others', (Bill Belsey, President of Bullying.org Canada).

Cyber bullying can involve email, mobile phones, instant messaging, chatrooms, weblogs, and personal websites in online communities such as Facebook, Snapchat and Instagram. Just like other types of bullying it is about relationships, power and control. And just like all other forms of bullying and harassment it is not tolerated at school. Cyberspace is often removed from adult supervision and awareness, so cyber bullying can help a bully to keep their unacceptable behaviour secret. Cyberbullies sometimes hide behind the anonymity of the internet as well. The behaviour can happen outside of school time via computers at home, then taken to school in the day-to-day relationships of the school community.

At school, we have a policy which is mindful of the need to prevent a mobile phone being used to bully while at school. Phones must be switched off and out of sight.

Students must have parent/carer permission **to use their digital devices** and access the internet while at school. In class, only sites relevant to class work may be accessed. The Department of Education uses filters and blocking of sites which may expose students to bullying or other unacceptable cyber behaviour while at school. Students are expected to use the internet responsibly and for learning when they are at school. If there are serious breaches of behaviour, student access to the internet may be blocked at school.

Students and their families are reminded to use the Internet with caution. We ask parents and carers to support the school by providing supervision and guidelines at home. Some of the points considered important include:

- Not giving out or posting personal information on the Internet.
- Never arrange to meet people you have met online without adult supervision.

- Avoid sending messages when angry or upset. Just like in face-to-face conversation, it is best to walk away and wait until you calm down.
- Don't open messages from people you don't know.
- Limit your Internet time. Virtual reality is a place you should take a break from. Connect with family and friends offline as well as online!

Parents and carers can access more ideas at <https://esafety.gov.au/>.

This is the Australian Broadcasting Authority's official site on this topic. The most common advice to families is to increase your own awareness and knowledge of cyberspace in order to prevent your children having any cyber based problems. Keep the computer in a supervised common area of the home and limit time online to a reasonable amount.

What to do if you are cyberbullied

Just like with other types of bullying you must get help from an adult. You or your parents can inform your ISP (Internet Service Provider), your Instant Messaging or mobile phone service provider. **The police should be contacted if threats or serious issues arise.**

- Refrain from responding to the cyber bullying in any way.
- Immediately block the contact or, if in a chat room, change your username and password.
- Report any threats made to the police immediately.
- Save and print bullying that occurs over the internet (If the bullying occurs over a mobile, save text messages or keep a record of the date, time and what was said in phone conversations).
- Report to your Year Adviser if the cyber bullying occurs at school or involves students from school and ensure any relevant 'report abuse' services (e.g. Facebook service) or service providers (e.g. mobile phone company) and the police are informed.

At school, talk to your class teacher, Year Adviser or Deputy Principal if you have been cyber bullied. Families can contact the Deputy Principal or Year Adviser for advice. We are committed to preventing cyber bullying affecting the school learning community. Cyber bullying affecting students at school which has originated outside of school time or via computers outside of school will be referred to the police for investigation.

Cyber bullying related sites:

E smart school website www.esmartschools.org.au

Cyber smart website <https://esafety.gov.au/>

2.3 UNIFORM

Canterbury Girls is a proud uniform wearing school. This is in accordance with Department of Education policy and the wishes of the whole school community – students (represented by Student Representative Council and Prefects), parents and families (represented by the P&C), and staff. Wearing school uniform presents a positive public image to the community of our school. School uniform also fosters a safer school environment by enabling students to be easily identified. All students are expected to wear full school uniform every day. Jewellery is to be minimal and small in size.

The uniform supplier for our school is [Lowes Burwood](#), [Store locator - Lowes](#) 42-50 Railway Parade Burwood Plaza Shopping Centre, Shop 32/33, Burwood NSW 2134, or via online ordering through Lowes at: www.Lowes.com.au/CampusCategories.aspx?depid=228

Any families needing financial support to meet school uniform requirements should contact Office A for an application for the Student Assistance Scheme.

The school has a limited supply of uniform items. If the student is found to be wearing inappropriate clothing they may be asked to change.

Junior Uniform (Years 7 - 10):



Plain White Blouse with School Logo.



Checked Skirt



And/or Navy **Tailored** Trousers



And/or Navy **Tailored** Shorts



Navy Jumper with School Logo



or Plain Navy Jumper
NO Hoodies.



Enclosed black leather flat school shoes or flat ankle boots.
Socks: Ankle White or Navy or Navy stockings

Sports Uniform: To be worn on sport day (Wednesday) **only**. For PE lessons students are to bring their uniform and get changed at the beginning and end of class.

Regional/State Jumpers can only be worn on Wednesday (Sport day).



Sport Polo Shirt with School Logo



Navy Sport Shorts



Sport Navy/Sky Jacket with School Logo



Sport Navy Trackpants with School Logo



Sport Shoes with Good Grip Outsoles and White or Navy ankle socks

Senior Uniform (Years 11-12)



Plain Sky-Blue Blouse with School Logo.



Snr Navy Pleated Skirt



And/or Navy **Tailored** Trousers



And/or Navy **Tailored** Shorts



Navy Jumper with school Logo



or Plain Navy Jumper NO hoodies.



Enclosed black leather flat school shoes or flat ankle boots.
Socks: Ankle White or Navy or Navy stockings

Additional items for Juniors and Seniors



Navy Jacket with School logo



Navy Blazer



School Cap



Plain White Undershirt



Junior School Tie



Senior School Navy Tie with School Crest



Veils/ neck scarfs: White or navy

Banned Items

- **Tights, skins, leggings and workout pants are not to be worn.** If a student is doing dance for sport, they must wear navy school shorts over the top of the tights until sport commences.
- **Hoodies, jumpers/jackets with commercial logos**
- **Jewellery** is to be minimal and small in size. No large, hooped, or dangling earrings.

Note on School Shoes:

- The Department's Work Health & Safety regulations requires all students to wear only enclosed black leather school shoes (slip-ons are not permitted).
- On days where students have PE, they need to bring their sports shoes in their bags and change before the class.
- On sport days, sports uniform and sport shoes are required.
- In practical classrooms (science labs, food technology rooms, art rooms) enclosed, black leather style shoes **MUST** be worn as a safety requirement.

What to do if you are unable to wear uniform: It is your responsibility to wear uniform every day. It is expected all students will organise to have full school uniform every day. On rare occasions a student may be unable to wear full school uniform. In this case you must bring a signed note from a parent or caregiver, stating the reason and when it is expected you will be able to wear full uniform.

Uniform Pass: Uniform is checked daily. Any student out of uniform and without a note will be recorded in our welfare system. If a student is out of uniform 3 or more instances in a month, an email will be sent to parents/caregivers requesting support with the school's uniform policy. If a student has a note, they must carry the note with them and produce it on request or go to the front office for a uniform pass. Persistent failure to wear uniform could result in a warning for suspension. If you are mostly or completely out of uniform you will be sent to the Deputy Principal, parents will be contacted and you may be requested to change using school uniform items borrowed from the school.

2.4 RECOGNITION OF ACHIEVEMENT

The school holds two significant formal awards ceremonies in the school year.

1. **Academic Achievement Assembly** is in Term 1. The highest achieving HSC students of the previous year are acknowledged and congratulated, along with the DUX, second, third and fourth place getters in each Year group. Dux in each year receives a voucher provided by Cantabrians.

Academic achievement and school and community citizenship are also recognised by a number of special awards, including:

The Matthew Brady Memorial Citizenship Award for outstanding commitment by an SRC member

The Zonta Women's Club Award for Citizenship - Year 10 student

The Grace Sparks Award for Excellence in English – First in Year 10 English

The Cantabrian Scholarship – Year 11 student(s) in trust for school costs

Cantabrian Awards for Dux of each year - book voucher & plaque

The Ampol Best All Rounder Award for the Most Outstanding in Year 12 (presented at Yr 12 Graduation)

ADF (Australian Defence Forces) Scholarships for Leadership and Teamwork for students in Years 10 & 12 - \$250, \$500 and **ADF Future Innovators Award** for excellence in Mathematics and Science subjects in Years 10 and 12

Bailey Award for best student studying HSIE subjects in Year 11- in trust for some school costs

Community Member Contribution Award – certificate and gift (presented at Yr 12 Graduation)

P & C Achievement Award for the Best Result in HSC Practicals in Visual Arts, Music, Drama, Textiles, Dance, Society and Culture, Extension 2 English, VET Hospitality & Business Services

Cantabrian School Spirit Award – to a Year 12 student who has displayed exceptional school spirit

The Reuben F Scarf Award for Improvement and Commitment

2. **Annual Recognition Day** is in Term 4. Students who have attained outstanding and meritorious in each class, subject or course are recognised. On this day we also recognise sporting and performing arts achievements. Students who earned a Recognition Badge are also announced.

Student Recognition Scheme - Badges

This scheme enables students at Canterbury Girls to have their progress and participation acknowledged each year. Students who qualify for Student Recognition are presented with a badge as a symbol of their achievement. The badge colour and design varies according to the number of years for which a student has qualified. This is presented at Annual Recognition Day. A student entering the school in Year 7 has the potential to qualify for up to six badges, one badge a year.

Students in Year 7-9 work through the junior badges progressively. NB: A student in Year 8 who did not achieve the bronze junior badge in Year 7 will be eligible for bronze junior in Year 8. Students in Year 10-12 work through senior badges progressively.

Junior 7-9	Year 7 - Bronze	Year 8 - Silver	Year 9 - Gold
			
Senior 10-12	Year 10 - Bronze	Year 11 - Silver	Year 12 -Gold
			

In order to qualify students must:

- Record your completion of recognition throughout the year.
- Check copies of Student Electronic Records which will be available on Year Notice Boards prior to Recognition Day in Term 4.
- Inform Year Adviser of any discrepancy in the rewarding of recognition.

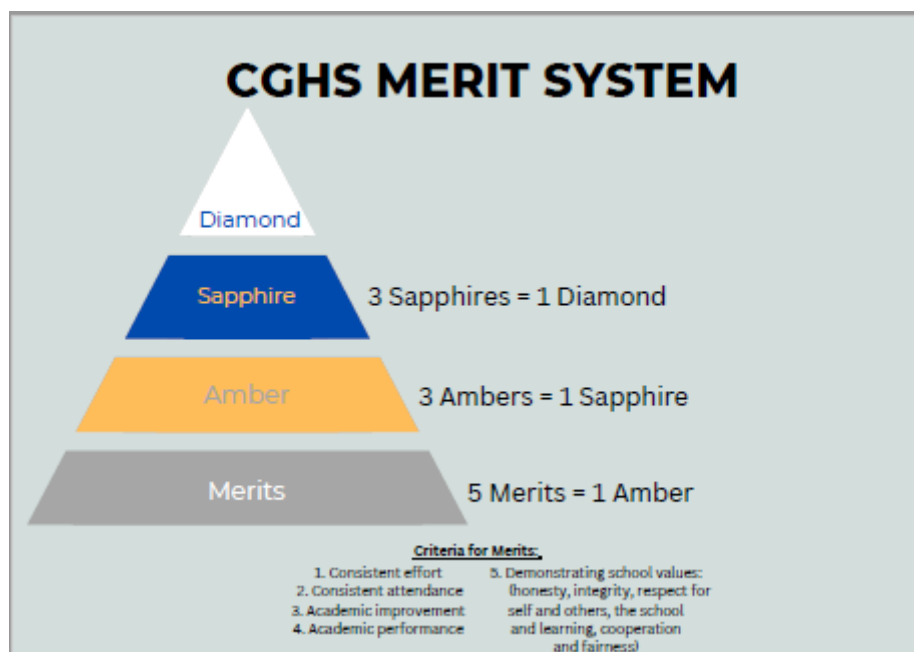
Award Criteria

Within one calendar year, students must: Qualify in categories 1 and 2 and complete 3-4 activities in at least two of the other categories (i.e. categories 3 -6)

<p>1) Academic Achievement</p> <p>A student will need to have:</p> <ul style="list-style-type: none"> - achieved satisfactory progress in all subjects for both the Semester 1 and 2 reports - achieved 80% attendance or higher 			
<p>2) Compulsory Carnival Attendance</p> <p>A student will need to have participated satisfactorily in two of the three annual school carnivals –</p> <ul style="list-style-type: none"> - Swimming Carnival - Athletics Carnival - Cross Country Carnival <p>NB. If a student is physically unable to satisfy this requirement an alternative may be negotiated with the Deputy Principal.</p> <p>Must also complete at least 4 activities from at least two columns below (Years 7-10):</p> <p>Must also complete at least 3 activities from at least two columns below (Years 11-12):</p>			
<p>3) School representation</p> <ul style="list-style-type: none"> - A student will need to have participated satisfactorily (80% attendance at games) in a grade sport - A student will need to have participated satisfactorily in a knockout sport. - Have achieved Zone, Regional or State sport selection arising out of membership of the school. - A student will need to have been selected for and participated satisfactorily in a Regional, State or National performance groups arising out of membership of the school e.g. NSW State Drama/Dance, Debating, Music, Theatre Sports, School Spectacular. 	<p>4) School Leadership</p> <p>A student will need to have taken an active part in one of the following:</p> <ul style="list-style-type: none"> - School Prefect Body - Student Representative Council - Environmental Ambassador - House Captain/Vice Captain - Mentor or Mentor Trainee (eg. Literacy/ Numeracy) - Will have been nominated for a school or community award recognising leadership and citizenship e.g. Minister's Award for Student Excellence, Order of Australia Certificate. - Sports House Captain 	<p>5) School & Community Service</p> <p>A student will need to have participated satisfactorily in one of the following:</p> <ul style="list-style-type: none"> - School club or committees e.g. ISCF, Environmental Committee - School lighting/sound engineers/ Stage Crew - Ensemble/group e.g. Choir, Orchestra, Dance, Theatre Sports - Performer at MADD. - Audition & selection for Community Performance Group <p>A student will need to have met one of the following criteria:</p> <ul style="list-style-type: none"> - Assistance at an organisational level with Parent-Teacher Nights/Orientation Days/Assemblies/ School Visits/Open Nights - Participation in a working bee at the school (one whole day) - Assisting with coaching of sport, music, debating, Dance, Drama, Theatresports. - Participation in a school approved community service project (e.g. volunteering, charity collection) - Participation in a school service project approved by the Deputy Principal 	<p>6) Enrichment /Extension</p> <p>A student will need to have met one of the following criteria:</p> <ul style="list-style-type: none"> - A grade of at least a Credit in a National Standardised Test (e.g. English, Mathematics, Science) - A commendation in the Herald's Young Writer of the Year Award - The Mathematics Enrichment activities - An entry accepted into ArtExpress, Onstage, Encore, Textiles HSC or recognised exhibition - A commendation/Award in an external competition (eg. History, Science, Maths) - An entry selected into the NSW Design Competition - Debating/Public Speaking - Any other enrichment activity approved by the Deputy Principal.

Merit Award System

This system sits alongside the Student Badges Recognition System. See the diagram for how to progress through the levels in the system and the criteria to receive merit awards.



MERIT AWARD

THE FOLLOWING AWARD IS PRESENTED TO

☐ Attendance
 ☐ Consistent Effort

☐ Academic Improvement
 ☐ School Values

☐ Other: _____

TEACHER _____

Please note:
This merit award is your responsibility to keep safe.

Key:
 Amber Award = 5 Merit Awards
 Sapphire Award = 15 Merit Awards (3 Amber Awards)
 Diamond Award = 45 Merit Awards (3 Sapphire Awards)

Once you have collected 5 merit awards, please hand your awards to your DEAR Teacher.

Teacher signature (on receipt):

The **Amber award** is presented by Year Advisers at Year Meeting.

The **Sapphire award** is presented by the Deputy Principal at assembly.

The **Diamond award** is presented by the Principal at assembly.



2.5 STUDENT LEADERSHIP

A range of opportunities are made available for students to contribute to the school community in leadership roles. These include Student Representative Council, Senior Prefects, Environmental Ambassadors, and Mentoring.

Student Representative Council (SRC)

The SRC is an active and committed organisation within the school. The SRC is the elected student voice which communicates between students, teachers and the community. The SRC provides opportunities for involvement in leadership and participation within the school and representation of the school at District, Regional and State level. Past school captains have often had a history in the SRC in and beyond the school. The SRC provides opportunities for students to be involved in the decision making and goal setting process on issues which matter to students, such as school environment, uniform and inter-school activities.

Students elect their SRC representatives each year. One representative is elected for every 25 students in the Year. After the elections each year, representatives are inducted at a whole school assembly in Term 3 alongside the Prefects and Co-Captains. Office bearers for the SRC are chosen following leadership training in meeting procedures, roles and responsibilities within the Council. Students who wish to stand for election are required to complete a nomination form signed by themselves, 2 staff members and 2 students from their Year. At a Year Meeting all candidates will speak about their experience and plans for contribution to the school community if elected. This process ensures highly suitable candidates with leadership qualities and a genuine commitment to the school community are elected. Students must be present at school to be eligible for nomination and be involved in the process. Any serious illness or misadventure on the day of the elections will be considered on a case by case basis.

Mr Borojevic, SRC Teacher Co-ordinator

A Message from the Students in the SRC

The Canterbury Girls Student Representative Council (SRC) is a leadership program run by Secondary Students for Secondary Students. It is a forum where issues that affect the school and its community are raised, discussed and acted upon in a safe environment.

The SRC representatives consist of peer-elected members from Years 7 to 11. The elections occur annually where six representatives from each year are selected to be a voice for their respective year groups. Students who display leadership qualities of responsibility, reliability, integrity, honesty and loyalty are elected by their peers to the SRC. Their excellent interpersonal and communication skills, behaviour and conduct enable them to proudly represent their school.

Canterbury Girls SRC participates in the wider community, attending meetings and conferences in the Sydney Region, in order to share ideas on how to improve the school's SRC program, improve communication and help with issues that may affect the local community.

It is a great place to learn leadership skills and give back to our school community in a positive way. The students are encouraged to become involved in worthwhile causes within the school and its community. Respect, fairness and a wonderful democratic process within the SRC enable students to develop enhanced leadership skills and a sense of achievement in supporting others in our communities.

Senior Prefects

The Prefect body is elected annually in Term 3. Students complete a nomination form which must be endorsed by two teachers and two of their peers. Students' attendance record, participation in extra-curricular activities and engagement with leadership opportunities throughout Years 7-11 are considered when deciding on the suitability of a student for the position of prefect. Students in Years 10 and 11 as well as staff participate in the voting process to arrive at a final group of 20. From this group, students may elect to be interviewed for the role of Co-Captain. Interviews are conducted by a panel including the Principal, the Prefect Coordinator, the year advisor and one outgoing Co-Captain. The interview selection process considers presentation at the interview, written application and proven commitment and engagement to school ethos and direction. Four Co-Captains are then chosen to lead the Prefect body each year, chairing formal assemblies, representing the school at official functions, leading communication between the Senior student body and the school executive and participating in community service.

The position of Prefect or Co-Captain is extremely important in terms of being a senior role model, leading by example and upholding the good name of the school. The prefects work together on a variety of projects which develop skills of leadership, teamwork and collaboration. Prefects are also able to specialise in areas of interest

based on the needs of the school, including mentoring, diversity, co-curricular activities as well as connections within and outside of the school community.

Ms Evangelista, Prefect Teacher Co-ordinator

School Environment Ambassadors (SEA)

In 2024, SEA students have carried on their commitment to improving the environment and continuing the proud tradition of sustainability over many years at Canterbury Girls High. Over the course of the year, S.E.A members were involved in the creation of a native garden near the M.P.C, with the wonderful guidance and contribution from Jane Gibian. S.E.A has also provided fund raising for environmental groups, including the School Strike 4 Climate and Greenpeace. The latest fundraiser is entitled Ice Cream for a Melting Planet. We also participated in the Clean-Up Australia Day by collecting rubbish in the school grounds. S.E.A is also a regular contributor to the school newsletter with Good News articles on the environment. It's always good to stay positive despite the many challenges.

Daily work includes compost collection, as well as recycling paper waste. The focus is positivity and environmental action. We would like to thank Neave Sharpe and Marlene Walker for their leadership and mentoring of the junior members of the group. Their wisdom and fun were an important feature of the S.E.A meetings this year, and their contributions were invaluable.

We also conducted a second-hand clothes stall, and created educational posters outlining the many ways individuals can reduce waste at a micro level. S.E.A participated in the Leadership Market, selling succulents and providing recycling information through fun activities. Students attended the Green Day event at St George Girls. This is a show piece event for environmental action. All projects were initiated and led by the students, so any students who are motivated and creative in helping the environment, the SEA group may be for you.

Mr Fitzgerald, SEA coordinator

Peer Support Mentoring

Students in Year 9 have the opportunity to train as student mentors over one or two days of in-school workshops. Mentors welcome the new Year 7 students to the school as Year 10 mentors the following year. Our mentoring program dates back to 2001, when the school worked in partnership with NSW Health to introduce the positive mental health concepts of resilience, coping, anti-bullying and seeking help, as part of the Mind Matters package developed for schools. Each new Year 7 cohort completes a series of workshops run by the trained mentors to help them settle into high school. It includes games, discussions, and 'getting to know you' activities based on settling in, finding your way around, meeting new people, making friends, anti-bullying, goal setting and study skills for high school. Many senior members of the SRC and elected Prefects started their leadership careers as mentors in Year 10. Participation in the mentoring program is an ideal way to develop skills of co-operation, teamwork, helping others and showing commitment.

HT Student Services runs the Mentoring Program.

SECTION 3 EFFECTIVE LEARNING

3.1 LIBRARY AND LEARNING CENTRE

Canterbury Girls High School Library is the digital, information and resource epicentre of our school community. The library is on the top floor of C Block and contains the library collection, the Careers office, Counsellor's office, the Student Services faculty, Learning Spaces, and the Senior Learning Centre in the library's mezzanine area.

Opening Hours

Mon	8:15am – 3.10pm	<i>After School Study Program/Homework Centre operates from 3.15 – 4:30pm on Mondays.</i>
Tues	8:15am – 2.35pm	
Wed	8:15am – 1.00pm	
Thurs	8:15am – 3.10pm	
Fri	8:15am – 3.10pm	

After School Study Program

Every Monday afternoon from 3.15pm to 4.30pm, students are invited to come to the ASK Homework Center to receive support with completion of homework and assessment tasks. Students also use this as an opportunity to complete group work assessments and to receive guided support according to their needs from staff allocated to the homework center each week.

Available Information and Technological Resources

The library's collection contains over 10,000 items including:

- Fiction, non-fiction and multimedia resources
- Free access to e-books and audio books via the school catalogue
- Books focused on the wellbeing and health of young women

School resources such as headphones, multimedia resources, and wireless keyboards are available from the library. Students have access to 18 networked computers downstairs with a further 10 computers upstairs in the Learning Centre. These computers all provide access to the online library Catalogue, Moodle, Intranet and Internet. Students are also able to print from their own device or school computer to the colour photocopier/printer and scanner. The library also provides students with access to power points to charge their devices throughout the day.

ICT Information and Digital Literacy Induction

To support students and their use of ICT they are guided through a staged ICT, information, and digital literacy program in Year 7. Each year, students are provided with workshops on building on their skills as the demands of the curriculum and their learning evolves from Years 7 to 10. The aim is to ensure students have the appropriate skill set and confidence to be able to use effective strategies to research using a range of digital information tools, to be aware of online safety and cyber security and to manage their e-mails, digital files and learning resources to support their learning.

Loan Limits and Periods

- All students are required to have a CGHS Library Card for borrowing, printing, copying and identification. The cards are produced after School Photo Day in Term 1 and any students with concerns about their Library Card should see the Teacher-Librarian as soon as possible.

- Borrowing Limits and Timeframes

Year	Types of Resource	Max. # of Loan Items	Loan Period*
7 – 10	Fiction and Non-Fiction Resources	4	2 weeks
11 – 12		6	
7 – 12	E-Books and Audio Books	2	
11 – 12	Multimedia Resources	1	Overnight or weekend

3.2 STUDENT WELLBEING AND STUDENT SERVICES

Wellbeing Roadmap

The Wellbeing timetable for each Year is communicated to students through the Student Services faculty. The school website provides further information on student wellbeing in “Supporting our students”.

The Wellbeing Roadmap provides a scope and sequence of wellbeing initiatives & programs to support students to become resilient and resourceful global citizens. This roadmap guides staff, caregivers and community members to actively plan pathways based upon student strengths, passions and needs. The Roadmap includes reference to anti-bullying, discipline and attendance policies, school and external wellbeing support staff, interagency support, student health, the recognition system, extra-curricular programs, and school to work transition.

Opportunity for student voice in leadership and learning is a key aspect of student wellbeing. Embedding 21st century skill development in Future Focused Learning such as Digital Literacy, STEM, communication, collaboration, creativity, and critical thinking will be developed. These skills are fundamental for successful connectedness to the school community.

The role of extracurricular programs in fostering relationships between students and staff, and students across Years is acknowledged as a fundamental feature of the connectedness fostered at Canterbury Girls High School.

Support for Students

A variety of Learning Support and Extra Curricular Programs are offered, including:

- Indigenous Student Success Program
- Small Group Tuition to support students attain improved literacy and numeracy
- Counselling services from the school counsellor, School Nurse (WHIN - Wellbeing and Health In-reach Nurse), Good Shepherd, Breakthru, Headspace, CAMHS, Barnados Reconnect
- Debating
- Public Speaking
- Performance Program: Ensembles in – Orchestra, Dance, Choir, Strings, Percussion, Drama and Jazz
- Mentoring (to introduce Year 7 to high school)
- Student Representative Council, Senior Prefects, Environmental Ambassadors (SEA), First Nations Leadership group, Pride Leadership group
- Good Shepherd RISE program for Years 7-8 to support engagement and progress
- RAISE mentoring for Year 8 students with potential
- After School Study Program and Before School Breakfast Club
- Premier's Sporting Challenge

School Counsellor

Essentially the role of the Counsellor is to assist students who are experiencing significant difficulties in the areas of learning and welfare. The Counsellor provides counselling, assessments, and referrals to community agencies. Their work supports student learning, behaviour and special needs. Appointments can be made either through the Year Adviser, the Head Teacher Student Services or Deputy Principal or by self-referring using the form outside the counsellor's office.

Student Support Officer

The school's Student Support Officer targets student engagement in Stage 5-6 and is employed to:

- Connect students and families to appropriate outside learning and wellbeing agencies for support
- Respond to student and family referrals for learning and social support
- Improve the wellbeing, resilience and pro-social behaviours of students by working in partnership with the wellbeing team and the school counselling service to prioritise and deliver individual, small group and whole-school evidence-based programs and strategies.

Role of the Year Adviser

The Year Adviser takes an active interest in a specific year group. Their role is to support students in matters of welfare and the general daily life in high school. A supportive and caring rapport is established by the Year Adviser with their year group. Students and families should always feel the Year Adviser can be approached about any school related matter. The Year Adviser is the first port of call for students and parents if they need

assistance. Each Year Adviser is supported by the Head Teacher Student Services who provides day to day support and advice to the Year Adviser in fulfilling their duties.

3.3 SENIOR STUDENT SUPPORT

Senior Learning Centre

The Canterbury Girls Senior Learning Centre operates to support senior students in preparation for the Higher School Certificate.

The Senior Learning centre is in the library and occupies the mezzanine level. The Centre provides:

- Teacher support for student learning
- Study resources and Tutorial groups
- Computer and internet access, including a colour printer
- Peer Support

The aim of the centre is to allow students the space and time to:

- Use time effectively in preparing for assessment tasks, completion of homework and preparation for examinations
- Assist students to learn how to study and consolidate these skills
- Give students access to the resources needed
- Give students emotional support in working towards achieving their best in the Higher School Certificate
- Develop life-long skills in study and research
- Develop the confidence to know that you have the skills to succeed whatever your circumstances

Senior Student Support Plan

A Canterbury Girls High School Senior Student Support Plan is made available to Senior Students through Year Meetings and the Learning Centre and is available on the school website. The HSC years of study can be demanding and the support plan aims to guide students in making sensible lifestyle choices and balancing their commitments over this period of time. The support plan assists students with study skills, coping with any difficult personal circumstances and seeking help to manage stress and anxiety.

The Careers Adviser

The Careers Adviser helps provide students with access to a range of career development services. These services support students to define their career aspirations, develop career goals, explore career options and create effective career and transition strategies. Some of these services include: career counselling, transition planning, assisting students to identify their abilities, skills and interests through a range of career resources, providing workplace learning through work experience, and providing and clarifying information for students and their parents regarding the school curriculum, the HSC and further education and training.

Each Year, Stage 5 will be introduced to the extensive resources of the School to Work program and participate in a Careers activities week and information evenings. Stage 5 Work Experience occurs in Term 4 of Year 10. Accelerated Stage 5 VET course opportunities are available.

Stage 6 students are formally interviewed regarding their intended pathways and are given an opportunity to complete a vocational guidance test. Students in Years 10, 11 and 12 are welcome to see the Careers Adviser at any time for support with careers related advice. Students enrolling in TVET courses will be interviewed and supported by the Careers Adviser. Students should check their DoE email accounts regularly for important information from the Careers Adviser.

3.4 HOMEWORK POLICY

Rationale - At CGHS, we have established mechanisms to monitor the amount of homework across all subjects to ensure that students' workloads are manageable and that homework is meaningful. Homework is a valuable part of schooling. It allows for practicing, extending and consolidating work done in class. Homework provides training for students in planning and organising time and develops a range of skills in identifying and using information resources. Additionally, it establishes habits of study, concentration and self-discipline.

Policy statement - We hope to achieve teaching and learning practice that considers the **quality** and **manageability** of homework. This policy aims to ensure that homework tasks will be assigned by teachers with a specific, explicit learning purpose. On completion, teachers will acknowledge student effort and provide feedback related to student learning. Teachers will ensure that the quantity of homework will be manageable, ensure quality and will provide feedback to students on completion. Homework will be educationally beneficial and will meet the realistic expectations of students, teachers, parents and caregivers. No Homework and/or Assessment tasks will be set for the Holiday period.

Implementation - Responsibilities

Teachers:

- Implement the school's Homework Policy
- Communicate the purpose, benefits and expectations of homework to students and parents/caregivers
- Acknowledge student effort in completing homework and provide timely and relevant feedback on achievement
- Ensure resources and materials are easily accessible for students
- Support students having difficulties with homework
- Discuss with students and parents/caregivers any developing issues regarding a student's homework.
- Discuss homework practices with colleagues.

Parents/caregivers:

- Acknowledge that workloads will increase and decrease at various times.
- Discuss with student their progress and any developing issues regarding a student's homework manageability.
- Support student if they are having difficulties with homework by encouraging them to communicate with the relevant classroom teacher.
- Communicate with the relevant Head Teacher if concerns continue after contact by student is made with classroom teacher.

Students:

- Ensure resources and materials are accessed
- Ensure a study timetable is generated to manage workload
- Communicate with the relevant classroom teacher if there are concerns or if student is having difficulties with homework.
- Communicate with parent/caregiver if the student is having difficulties with homework.

Stage requirements:

Homework for Years 7-8 - In Years 7-8, homework may be set across the curriculum. Homework may include regular tasks, assignments that require investigation and preparation for examinations.

Our staff will support students to develop time management skills, guide them to become more independent learners and ensure their workloads are manageable as we recognise that this is particularly important for those Year 7 students who are transitioning to high school.

No homework and/or Assessment Tasks will be set across the school holiday period.

Homework for Years 9-10 - In Years 9-10, homework may be set on a regular basis across the curriculum. Homework might include practice that complements work learnt in class, assignments, as well as preparing for assessment tasks and studying for exams.

Homework will be differentiated for the Academic stream.

Our staff will continue supporting students to develop their time management and study skills and encourage independent work and their transition to become successful Stage 6 learners.

Homework for Years 11-12 - In Years 11-12, homework will be expected to be completed independently. Homework may be set in all subjects, and students may be required to prepare for assessment tasks and study for exams.

Times will vary according to learning needs and individual study programs.

Monitoring, evaluation and review

Mechanisms to plan and monitor the amount of homework given to students across all subjects will be conducted through school and faculty processes including assessment schedules, scope and sequences and ongoing collaborative teaching practices.

3.5 EQUIPMENT REQUIREMENTS YEARS 7 - 10

YEAR 7 – Bring Your Own Device (BYOD) should be used to record most learning undertaken. The following are additional subject equipment requirements.

Students are encouraged to purchase a small year diary.

ENGLISH	A4 96-page lined workbook, A5 64-page notebook, A4 plastic display folder (refillable), pens (black, blue and red), highlighters, glue stick.
MATHEMATICS	96-page A4 Grid Book (5mm grid) – covered in plastic. (Please note - students cannot do Maths notes and exercises on a digital device – all working must be done in the grid books.) Ruler, pencil, eraser, pens (black, blue and red). Compass and protractor are optional. Scientific calculator: Casio fx 82AU Plus II or Casio fx-100Au - purchased from the school. Maths online subscription – invoiced by the school. Special requirements: as part of the Mathematics Homework policy, it is strongly recommended that each student has access to Maths online - for eLearning, revising for examinations and completing set homework.
HSIE (HISTORY/GEOGRAPHY)	120-page A4 book (covered), pens (blue or black), pencil, highlighters. Project/Assessment work: could require scrapbooks, cardboard, display book, model making supplies depending on the task. Special Requirements: There are mandatory field studies which need to be undertaken as part of the History and Geography courses. Costs for each will vary depending on the location of the field study. Students will be advised by their teachers.
SCIENCE	Pens (blue or black), pencil, eraser, transparent plastic ruler, 180 A4 page ruled exercise book with margin (covered) and calculator.
LANGUAGES	120-page A4 covered exercise book with margins, lead and coloured pencils, eraser, ruler, pens (black, blue and red), highlighters, glue stick, scissors.
CREATIVE & PERFORMING ARTS	Essential equipment for CAPA subjects: Pens, pencils, erasers, highlighters, ruler, pencil sharpener, laptop and USB Flash drive, A4 lined margined paper for writing. Music: Display folder with clear sleeves, headphones. Visual Art: A4 Process diary 2B/4B pencils, liquid hand soap. Drama: Performing Arts Class – 90-page A4 Exercise book
TECHNOLOGY	Lined A4 Exercise book, 1 display folder, pens (black, blue and red), lead pencil and coloured pencils, eraser, sharpener, highlighters, scissors, glue stick, ruler, laptop and USB, tea towel, sponge/scourer, apron, food container. Students must wear school shoes (not sport) and hair tied back.
PDHPE	Theory: Digital device, pens (black, blue and red), pencils, highlighters, scissors (booklets;/digital resources provided). A 120 A4 page exercise book required if unable to bring digital device. Practical: PE uniform (shirt, pants/shorts and running shoes), hat, sunscreen, water bottle

YEAR 8 – Bring Your Own Device (BYOD) should be used to record most learning undertaken. The following are additional subject equipment requirements.

Students are encouraged to purchase a small year diary.

ENGLISH	A4 96-page lined workbook, A5 64-page notebook, A4 plastic display folder (refillable), pens (black, blue and red), highlighters, glue stick.
MATHEMATICS	96-page A4 Grid Book (5mm grid) – covered in plastic. (Please note - students cannot do Maths notes and exercises on a digital device – all working must be done in the grid books.) Ruler, pencil, eraser, pens (black, blue and red). Compass and protractor are optional. Scientific calculator: Casio fx 82AU Plus II or Casio fx-100Au - purchased from the school. Maths online subscription – invoiced by the school. Special requirements: as part of the Mathematics Homework policy, it is strongly recommended that each student has access to Maths online - for eLearning, revising for examinations and completing set homework.
HSIE (HISTORY/GEOGRAPHY)	120-page A4 book (covered), pens (blue or black), pencil, and highlighters. Project/Assessment work: could require scrapbooks, cardboard, display book, model making supplies depending on the task. Special Requirements: There are mandatory field studies which need to be undertaken as part of the History and Geography courses. Costs for each will vary depending on the location of the field study. Students will be advised by their teachers.
SCIENCE	pens (black or blue), pencil, eraser and transparent plastic ruler, 180 A4 page ruled exercise book with margin (covered) and calculator
LANGUAGES	120-page A4 covered exercise book with margins, lead and coloured pencils, eraser, ruler, pens (black, blue and red), highlighters, glue stick, scissors
CREATIVE & PERFORMING ARTS	Essential equipment for CAPA subjects: Pens, pencils, erasers, highlighters, ruler, pencil sharpener, laptop and USB Flash drive, A4 lined margined paper for writing. Music: Display folder with clear sleeves, ear buds & headphone jack adaptor (3mm to 6mm), 48-page A4 lined exercise, headphones. Visual Art: A4 Process diary 2B/4B pencils Drama: 180-page A4 exercise book. Drama blacks for performance (black tights and T shirt without any logos) Dance: black leotard or singlet top, black $\frac{3}{4}$ or full-length cotton Lycra tights
TECHNOLOGY and MASTERCHEF	Lined A4 Exercise book, display folder, pens (black, blue and red), lead pencil and coloured pencils, eraser, sharpener, highlighters, scissors, glue stick, ruler, laptop and USB, tea towel, sponge/scourer, apron, and food container. Students must wear school shoes (not sport) and hair tied back.
PDHPE	Theory: Digital device, pens (black, blue and red), pencils, highlighters, scissors (booklets/digital resources provided). A 120 A4 page exercise book required if unable to bring digital device. Practical: PE uniform (shirt, pants/shorts and running shoes), hat, sunscreen, water bottle

YEAR 9 - Bring Your Own Device (BYOD) should be used to record most learning undertaken. The following are additional subject equipment requirements.

Students are encouraged to purchase a small year diary.

ENGLISH	A4 96-page lined workbook, A5 64-page notebook, A4 plastic display folder (refillable), pens (black, blue and red), highlighters, glue stick.
MATHEMATICS	<p>96-page A4 Grid Book (5mm grid) – covered in plastic. (Please note - students cannot do Maths notes and exercises on a digital device – all working must be done in the grid books.) Ruler, pencil, eraser, pens (black, blue and red). Compass and protractor are optional.</p> <p>Ruler, pencil, eraser, pens (black, blue and red). Compass and protractor are optional.</p> <p>Scientific calculator: Casio fx 82AU Plus II or Casio fx-100Au - purchased from the school.</p> <p>Maths online subscription – invoiced by the school.</p> <p>Special requirement</p> <p>As part of the Mathematics Homework policy, it is strongly recommended that each student has access to Maths online - for eLearning, revising for examinations and completing set homework.</p>
HSIE - HISTORY GEOGRAPHY COMMERCE INTERNATIONAL STUDIES	<p>Essential equipment for all HSIE subjects:</p> <p>96-page A4 books (covered) for each subject, pens (blue or black), rulers, highlighters, lead pencil, colour pencils, glue and scissors.</p> <p>Project/Assessment work: could require scrapbooks, cardboard, display book, model making supplies depending on the task.</p> <p>History and Geography: 146-page A4 exercise book. There are mandatory field studies which need to be undertaken as part of the History and Geography courses. Costs for each will vary depending on the location of the field study. Students will be advised by their teachers.</p>
SCIENCE	Pens (black or blue), pencil, eraser and transparent plastic ruler, 180 A4 page ruled exercise book with margin (covered) and calculator
LANGUAGES	120-page A4 covered exercise book with margins, lead and coloured pencils, eraser, ruler, pens (black, blue and red), highlighters, glue stick, scissors
CREATIVE & PERFORMING ARTS	<p>Essential equipment for all CAPA subjects:</p> <p>Pens, pencils, erasers, highlighters, rule, pencil sharpener, laptop and USB Flash drive, A4 lined margined paper for writing, A4 loose leaf ring binder.</p> <p>Music: A4 plastic sleeves for ring binder, A4 lined and margined lecture pad, headphones.</p> <p>Visual Art: A3 process diary, 2B/4B pencils, set of brushes thin sixes 1 2 4 and 6</p> <p>Photography and Digital Media: A4 sketchbook (A4 journal), digital camera USB connection, SLR camera (not digital - optional)</p> <p>Drama: Black performance clothes (black tights and T shirt no logos)</p> <p>Dance: black leotard or singlet top, black ¾ or full-length cotton Lycra tights</p>
TAS and INDUSTRIAL TECHNOLOGY - MULTIMEDIA	<p>Essential equipment for all TAS subjects:</p> <p>Laptop, USB, Lined A4 Exercise book, A4 lined and margined lecture pad, pens (black, blue and red), lead pencil and coloured pencils, eraser, sharpener, highlighters, scissors, glue stick.</p> <p>Food Technology</p> <p>2 display folders, tea towel, sponge/scourer, apron, food container. Students must wear school shoes (not sport) and hair tied back.</p> <p>Textiles Technology</p> <p>1 display folder, A3 sketchbook, HB/4B pencils, 12 coloured pencils.</p>
PDHPE, PASS and CHILD STUDIES	<p>Theory: Digital device, pens (black, blue and red), pencils, highlighters, scissors (booklets/digital resources provided). A 120 A4 page exercise book required if unable to bring digital device.</p> <p>Practical: PE uniform (shirt, pants/shorts and running shoes), hat, sunscreen, water bottle</p>

YEAR 10 - Bring Your Own Device (BYOD) should be used to record most learning undertaken. The following are additional subject equipment requirements.

Students are encouraged to purchase a small year diary.

ENGLISH	A4 96-page lined workbook, A5 64-page notebook, A4 plastic display folder (refillable), pens (black, blue and red), highlighters, glue stick.
MATHEMATICS	96-page A4 Grid Book (5mm grid) – covered in plastic. (Please note - students cannot do Maths notes and exercises on a digital device – all working must be done in the grid books.) Ruler, pencil, eraser, pens (black, blue and red). Compass and protractor are optional. Scientific calculator: Casio fx 82AU Plus II or Casio fx-100Au - purchased from the school. Maths online subscription – invoiced by the school. Special requirement: As part of the Mathematics Homework policy, it is strongly recommended that each student has access to Maths online - for eLearning, revising for examinations and completing set homework.
HSIE - HISTORY GEOGRAPHY COMMERCE INTERNATIONAL STUDIES	Essential equipment for all HSIE subjects: 96-page A4 books (covered) for each subject, pens (black or blue), rulers, highlighters, lead pencil, colour pencils, glue and scissors Project/Assessment work: could require scrapbooks, cardboard, display book, model making supplies depending on the task. History and Geography: 146-page A4 exercise book. There are mandatory field studies which need to be undertaken as part of the History and Geography courses. Costs for each will vary depending on the location of the field study. Students will be advised by their teachers.
SCIENCE	Pens (black or blue), pencil, eraser and transparent plastic ruler, 180 A4 page ruled exercise book with margin (covered) and calculator
LANGUAGES	120-page A4 covered exercise book with margins, lead and coloured pencils, eraser, ruler, pens (black, blue and red), highlighters, glue stick, scissors
CREATIVE & PERFORMING ARTS	Essential equipment for all CAPA subjects: Pens, pencils, erasers, highlighters, ruler, pencil sharpener, laptop and USB Flash drive, A4 lined margined paper for writing, A4 loose leaf ring binder. Music: Display folder with clear sleeves, A4 lined and margined lecture pad, headphones. Visual Art: A3 process diary, 2B/4B pencils, liquid paper, set of brushes thin sixes 1 2 4 and 6 Drama: Black performance clothes (black tights and T shirt without any logos) Photography and Digital Media: A4 sketchbook (A4 journal), digital camera USB connection, SLR camera (not digital - optional) Dance: black leotard or singlet top, black $\frac{3}{4}$ or full-length cotton Lycra tights
TAS and INDUSTRIAL TECHNOLOGY - MULTIMEDIA	Essential equipment for all TAS subjects: Laptop, USB, Lined A4 Exercise book, A4 lined and margined lecture pad, pens (black, blue and red), lead pencil and coloured pencils, eraser, sharpener, highlighters, scissors, glue sticks. Food Technology: 2 display folders, tea towel, sponge/scourer, apron, food container. Students must wear school shoes (not sport) and hair tied back Textiles Technology: a display folder, A3 sketchbook, HB/4B pencils, and 12 coloured pencils.
PDHPE, PASS and CHILD STUDIES	Theory: Digital device, pens (black, blue and red), pencils, highlighters, scissors (booklets;/digital resources provided). A 120 A4 page exercise book required if unable to bring digital device. Practical: PE uniform (shirt, pants/shorts and running shoes), hat, sunscreen, water bottle

SECTION 4 SCHOOL PROCEDURES

4.1 GENERAL PROCEDURES ~ A – Z SUMMARY GUIDE

Absence from school

All absences must be explained via text, call, email or note. See further information on attendance at the end of this A-Z guide.

See also **Extended Leave** in this section.

Assemblies – entry procedures

- For Outdoor Assemblies, students should line up in Personal Best DEAR Classes in the Main Quadrangle facing the podium. A marker is used to indicate the place of each Roll class.
- For indoor Formal Assemblies in the MPC, students must line up in the Quadrangle in Personal Best DEAR Classes and wait to be directed into the MPC.
- In the Cantabrian Hall, students should generally enter from the doors adjacent to the quadrangles, NOT the foyer unless the weather is wet.

Attendance and Conduct Cards

A student may be placed on an attendance and/or conduct card for behaviour monitoring, return from suspension or Time Out, parent request or attendance monitoring after truancy.

Banned and prohibited items

- You must not bring weapons, alcohol, or illicit substances to school, including cigarettes, vapes and lighters.
- You are encouraged to leave valuable items at home. You are responsible for all your possessions while at school.
- Non-uniform items are generally not permitted at school. Tights, skins, leggings, and workout pants are not acceptable uniform items. If a student is doing dance for sport, they must wear navy school shorts over the top of the tights until sport commences.
- Skateboards, roller blades and scooters are not to be brought to school for safety reasons.
- Prohibited (illegal) items will be confiscated and the police may be notified.
- Confiscated items may be recovered from the Deputy if not handed over to the police.
- Suspension may result from bringing prohibited items to school.

Before School Supervision

No students should arrive at school before 8am unless they are a senior student and have a timetabled lesson. Supervision is only provided in Library OR the Canteen and adjoining inner quads from 8.15 am until Period 1.

Camps

- A school camp is offered in Year 7. The camp promotes bonding, self-esteem, and positive relationships within the cohort. A program of outdoor activities develops physical activity skills, offering a range of challenges and experiences to suit all levels of fitness and confidence.
- The camp is held at a venue approved by the Department of Education for safety and supervision standards, and students are accompanied by Canterbury Girls school staff members at a ratio of approximately 1 staff member for every 20 students. Students are accommodated in shared rooms with adjoining bathroom facilities, approximately 6-8 per room. All dietary requirements can be met on these camps. Payments can be arranged to be made by instalments if that suits a family's needs. Please discuss with Office A and/or the Year Adviser.
- In Years 9 and 11 school-based activities and/or excursions are offered in lieu of a camp, with the added focus of developing study skills.

Canteen

- Opens before school daily at 8:15 a.m. for breakfast.
- Provides daily specials, vegetarian and halal menu choices.
- Follows the Healthy Canteens Policy to support balanced and nutritious eating choices.
- Orders for lunch are accepted before school, break and recess. Orders can be collected at the designated window.
- Students will not be served during lesson time unless there is good reason approved by the Deputy Principal/Principal.
- Students cannot use their mobile phones to pay for food, they must have cash or bank card.
- Canteen orders can be done online via [Flexischools Canteen ordering](#).

Extended Leave (more than 5 school days)

- **Applying for extended leave** - Students who require a leave of absence of longer than one week should complete the '**Application for extended leave**' form. Return this form to the principal, with a letter attached from parents stating the reason and dates of absence, as soon as possible before going on leave. Please also attach a copy of flight ticket or travel itinerary. See more information on the school website: [Rules and policies - Canterbury Girls High School](#)
- Students are expected to maintain a program of study while on attendance exemption and make arrangements to catch up missed work. Tests/assessment tasks missed due to extended leave in Years 10 – 12 may be awarded a zero. In Years 7, 8 and 9 arrangements for assessment are at the discretion of Head Teachers.

Injury or Illness at school

- The designated first aid staff are in Office A
- During class any student reporting to Office A for first aid must have a note from their teacher
- Families are asked to cooperate and not send a student to school if they are unwell.
- Students must **not** contact their parents/caregivers. The Office staff will do this for them if required.

International Students Fees

International Students' voluntary contributions and subject contributions are covered by the school. International students have \$300 for excursions, extra-curricular activities, and educational materials. All other costs including formal, jerseys, uniform, lockers, etc. are at student cost.

Lockers - Lockers are available to all students. Check fees section for price.

Lost Property

Lost Property is kept in Office A. Students should ensure that all property is labelled.

Medication

If students must take any prescribed or over the counter medication during school hours, it must be arranged with Office A through the First Aid staff. See the policy on student health on the Department of Education website [Student health support](#). Students who have ASCIA plans for anaphylaxis or asthma management plans are to carry their own epi pens and asthma puffers. All health documents must be provided to Office A.

Mobile Phones

Mobile phones must be off and away in a student's bag for the entire day. Students must not use their phones until they have left the school grounds. Phones will be confiscated and given to the Deputy Principal and parents contacted.

Money and Valuables

- Students are responsible for any items of value brought to school but are strongly encouraged **not** to bring these to school as there is a risk these will be lost or stolen.
- Valuables and money should **not** be left unattended under any circumstances.
- The school can accept no responsibility for any losses.

Out of Class - Students out of class must have a pass from their teacher.

Parents/Carers suggestions or complaints

- The school welcomes the opportunity to resolve any concerns promptly and professionally.
- Any matters causing concern will be dealt with according to the Department of Education's procedures which are available on the website: <https://education.nsw.gov.au/about-us/rights-and-accountability/complaints-compliments-and-suggestions/guide-for-parents-carers-and-students>

Toilet use

- Students should make every effort to use the toilets in break times.
- Students are not permitted to be in toilets unless using them; do not loiter in the area.
- In class time, students must have their teacher's permission to go to the toilet.
- Unless urgent, toilet passes will not be issued in the first or last 10 minutes of lessons.
- If there is a health issue requiring frequent toilet use, please contact the school regarding this so that arrangements can be put in place.
- Use of toilet breaks during class will be monitored by class teachers and the Deputy will follow up any concerns.

Opal Cards

See section 5.1 *School Transport*

Parents/Carers suggestions or complaints

- The school welcomes the opportunity to resolve any concerns promptly and professionally.
- Any matters causing concern will be dealt with according to the Department of Education's procedures which are available on the website: <https://education.nsw.gov.au/about-us/rights-and-accountability/complaints-compliments-and-suggestions/guide-for-parents-carers-and-students>

Printing and Photocopying

- **Computer Rooms** - Students in Years 7-10 are currently allocated 25 free copies per term from the printers in the Computer Rooms. Senior students are allocated 35 free copies per term. Copy costs are listed forthwith. Students needing to use more than this need to pay for credit at Office A. USBs can also be used in computer rooms if software is compatible.
- **Library**: a colour copier is available for all students in the library. Copy costs are listed below. Digital work can be brought into school on a USB, printed from computers linked to the copier or from students' BYOD in the library (*instructions on how to print from students' BYOD can be found on the school's Intranet*). Credit can be purchased at Office A; minimum amount is \$5.

Location	Year Group	Free Copies Per term	Type		Cost cents/sheet
Library	7-12	Not Applicable	A4	Black & White	10
			A4	Colour	40
			A3	Black & White	20
			A3	Colour	60

Reports

Reports are prepared and issued to all students twice yearly. Reports are issued directly to students and mailed to the family of any student absent. If reports are issued directly to students a School Stream alert is sent out to inform parents. All International student reports are mailed to parents.

Special Religious Education (SRE)

Special Religious Education is provided by visiting Scripture teachers of various denominations on Tuesday from 12:10 p.m. – 12:40 p.m. Students whose families do not want them to do SRE participate in DEAR at this time. Parents are informed about this through the newsletter and on the school website at the beginning of each year. The permission note is on the school website as well as details about the religious denominations. Students cannot attend without parent permission.

Disability Provisions and Misadventure

Students with special needs can apply to have the assistance of a reader and/or writer/or extra time in the HSC examinations. Students with a diagnosed language disability or learning difficulty are eligible, as well as students with an injury or illness which prevents them completing the exam independently. Students and their families should contact the Deputy Principal or Learning Support Teachers, for assistance in making an application based on language or learning needs.

Cases of misadventure (unexpected accidents and events just before exams) are processed through the Deputy Principal.

Staff Rooms

Students must knock and wait at the door until they are invited in by a teacher. Students may not enter staff rooms or staff common rooms at any time without a teacher present.

Toilet

- Students should make every effort to use the toilets in break times.
- Students are not permitted to be in toilets unless using them; do not loiter in the area.
- In class time, students must have their teacher's permission to go to the toilet.
- Unless urgent, toilet passes will not be issued in the first or last 10 minutes of lessons.
- If there is a health issue requiring frequent toilet use, please contact the school regarding this so that arrangements can be put in place.
- Use of toilet breaks during class will be monitored by class teachers and the Deputy will follow up any concerns.

Uniform

See section 2.3 *Uniform*

4.2 ATTENDANCE PROCEDURES

Parents/caregivers are responsible for ensuring their children attend school. A common cause of poor or unsatisfactory school progress is regular absences. The school has a number of procedures for checking the attendance of students and informing parents or carers. Below is a summary of the process:

1. At 8.38 am each morning a warning bell is sounded to notify students to proceed to their period 1 class.
2. At 8.40 am electronic rolls are marked in every class by every teacher.
3. Electronic rolls are marked every lesson providing a record of attendance for each lesson for each student.
4. For all students who are marked absent in period 1 an email message is sent to the parent/caregiver on the day of the absence.
5. A daily report is generated that checks a student's attendance to ensure they are present every lesson.
6. Parents/caregivers are notified if a student is found to truant or a student's attendance is of concern.

If a student is late:

1. Any student arriving after 8.40am is classified as late.
2. The student must go to Office A and provide an explanation for their lateness to the Office staff. Office staff will record the absence as either 'Acceptable' or 'Unacceptable', depending on the reason given.
3. The student will be issued with a note indicating the time of arrival and then should proceed quickly to class. The student will not be accepted into class without a note. (Office A updates the electronic roll to show time of arrival)
4. If a student is late three times in a term with an 'Unacceptable' explanation, parents/carers are notified by SMS or email.

If a student is absent:

1. Parents/carers are notified via email if their student is absent from Period 1 and/or late.
2. A note should be given into Office A on the day the student returns to school. If a note is not received after 7 days, the absence is classified as 'unjustified'.
3. For all unexplained absences emails are sent to the parent(s) or carer(s) seeking an explanation for the absence.
4. If the absence is not explained, the Year Adviser may contact the parents by phone. The 'Home School Liaison Officer' may be notified and in cases of many absences' interviews may be conducted during school time with the Head Teacher Student Services or Deputy Principal.

If a student needs to leave early:

1. The student must bring a note from home to Office A before school and pick up the early leavers pass at recess or break time. An early leave request can also be made via email or a phone call. All requests other than emergencies should be received by 8.40am. All requests after 8.40am should be made via a phone call to the Office.
2. The electronic roll will be updated, and classroom teachers will be able to view early leavers. If a student does not have early leavers pass or does not appear on the electronic roll, they will not be given permission to leave class.

Absences due to illness are inevitable; however, absences from school for shopping, minding small children or family outings are not allowed. Dental and medical appointments should be arranged outside of school hours, including Sport, wherever possible. Sport is a compulsory component of a student in Years 7 – 11 learning programs, and, as such, attendance is mandatory.

Notes for early leave requests on Wednesdays must be approved by a Deputy before 8.40am.

1. The student must bring a note from home to Office A before school and pick up the early leavers pass at recess or break time.
2. The electronic roll will be updated, and classroom teachers will be able to view early leavers. If a student does not have early leavers pass or does not appear on the electronic roll they will not be given permission to leave class.

Attendance at all school events such as Swimming, Athletics and Cross-Country Carnivals is compulsory.

For those students receiving Centrelink payments, checks are completed each term of our attendance records. If a student has more than 5 unexplained absences per term the financial assistance to the student may be adjusted. **Note:** Students **MUST NOT, UNDER ANY CIRCUMSTANCES** leave the school grounds once they have entered without the permissions of the Principal or Deputy. If permission is granted an official DoE "School Leave Pass for Partial Absence" will be issued.

4.3 SPORTS INFORMATION

Students are required to participate in the Canterbury Girls High School Sporting Program as part of their learning and development. The Sports Program includes Wednesday afternoon school sport (both Grade and recreational), School Carnivals, Sydney East and Knock out competitions.

- Knock out sports offered in 2025 will include volleyball, cricket, softball, basketball (both open and U15 age groups), netball (both open and U15 age groups), soccer, touch football, table tennis and tennis.
 - School sport is held every Wednesday afternoon from 12.55 p.m. – 2.47 p.m.
 - Carnivals are a whole school event. Canterbury Girls High School Carnivals will be held on the following dates and venues weather permitting
- | | |
|---|--|
| ○ School Swim Carnival – Term 1, 14.2.25 | ○ Zone Swim Carnival – Term 1, Date TBA |
| ○ School Athletics Carnival – Term 2, 22.5.25 | ○ Zone Athletics Carnival – Term 2, Date TBA |
| ○ School Cross Country – Term 1, wk. 11, Date TBA | ○ Zone Cross Country – Term 2, Date TBA |

Sport Uniform is only to be worn for PE lessons and on Wednesday (Sports day). See *Section 2.3 Uniform* for details of correct sports uniform. Also, essential, particularly during summer, are a hat and sunscreen.

Year 7 students initially participate in either a rotational sporting program, where they participate in a variety of sporting experiences, or join a Grade sport team. All other years can choose to trial for a Grade team, or they can choose a recreational sport. Some of the Grade sports offered across the year include Basketball, Netball, Soccer, Mini Soccer, Softball, Table Tennis, Oz Tag and Volleyball.

Grade sport is a round robin competition where students play against other schools in the St George Zone. It runs on a 'home and away' basis. If a 'home game' is played at school or at a local venue within walking distance from school, students may be dismissed from these venues at the conclusion of the game with permission from their parents/caregivers. Grade sport commences at the beginning of lunch (12.15 p.m.) rather than at the end of lunch (12.55 p.m.) on competition days. For the 'away games and games played outside of the local area, teams will be transported to and from the venue by school bus with teacher supervision, returning to school by 2.47 p.m. To cover the cost of buses, students will be charged an amount for the season which can be paid at Office A. This will allow them unlimited bus travel for the season.

Trials for Grade teams are held at the beginning of the season and some students may need to reselect their sport if they are not selected onto a Grade team. Demand for some sports and the size of the venue may mean that some student's preferred sport choices cannot be met.

The Summer Grade season starts in February and continues until the end of March. It restarts in September and runs until early November for the seniors and late November for the juniors. The Winter Grade season starts in May and continues until August.

Grade Sport Choices for 2025

Summer	Mini Soccer	Winter	Basketball
	Softball		Soccer
	Table Tennis		Table Tennis
	Oz Tag		Volleyball
	Volleyball		Netball

Recreational Sport Choices for 2025

- Badminton
- Pilates
- Tennis lessons
- Dungeons and Dragons
- Boxercise
- Dance Company (through audition)
- School Sport competition
- Yoga
- Power Walking
- Gardening

These may change depending on student numbers and availability of external providers.

4.4 PERFORMING ARTS

Performance extracurricular opportunities and events for 2025 include:

DANCE: Year 7 Dance Ensemble (Monday Lunch), Junior Dance Company (Year 7 & 8 Friday 7.30am-8.30am), Senior Dance Company (Years 8 – 11 Wednesday sport afternoon). In the Spotlight Dance Festival, School Spectacular, Sydney Dance Company Workshops

DRAMA: Year 7 Ensemble (Tuesday Lunch) Junior Ensemble (Years 8 & 9 Monday Lunch), Theatre sports.

MUSIC: Concert Band, Stage Band, Strings Ensemble, Percussion Ensemble, School Spectacular (Singers), Choir, CG#Sounds (Original Music Recording Project), Canterbury Combined Schools Band.

This is on top of opportunities in Music, Drama and Dance in timetabled lessons. All Extra-Curricular groups have an additional cost associated and families need to understand that this payment is essential to participation.

Performing is about communicating to an audience. All students benefit from extending their communication skills, no matter what medium of Performing Arts they choose. We endeavour to enable students to work across a range of the arts as they build confidence and provide students with wonderful skills they can use throughout their lives. They also enable our young people to build new peer groups and develop sound social skills.

Many studies have also found that music and performance generally enhance brain development as well as being a lot of fun. All performance groups will have a program of performances across the 2025 school year. Students who do elective Music or Dance in Years 8, 9 and 10 are expected to perform in one of the ensembles.

COMMITMENT

Students joining one of the performance groups are expected to make a commitment for the year. Involvement in any of these groups requires lunch or before/after school time commitment. Rehearsal times for each group will be published in the first newsletter for 2025.

Students in the Stage 4 (Years 7 & 8) Performing Arts class (7P & 8P) are expected to participate in the extra-curricular opportunities for either Dance, Drama, and/or Music as part of their Performing Arts program.

In Year 8 students will have the opportunity to choose an elective subject. ***Students in the Performing Arts class will be expected to select one of the Performing Arts choices*** – Dance, Drama or Music.

Enrichment groups for gifted musicians are offered through the NSW Arts Unit.

Students auditioning for these groups must participate in school ensembles to be eligible.

4.5 DIGITAL DEVICE POLICY

There is a range of digital devices available today including laptops, iPads, mobile telephones, digital cameras, portable MP3 players/iPods, smart watches, EarPods and other similar devices. All of these have the potential to be incorporated appropriately into lessons, opening exciting new approaches to learning. When these technologies are misused by students, they can be very disruptive to teaching and learning and in some cases cause harm.

Canterbury Girls High School acknowledges that students may need to be in possession of a mobile telephone at school for reasons relating to their safety in travelling to and from school.

Taking photographs or videos while at school or engaged in school-related activities by students may only occur if there is a sound reason for the photography. Depending on the circumstances and purpose of the photography, the permission of staff, parent/carer or student may be required.

Where students bring a laptop, mobile telephone, iPad, MP3 player/iPod, camera and similar devices to school, the student must accept the following responsibilities:

The student must take full responsibility for these devices. The school or staff will not be responsible for their loss, theft, or damage. Students who bring them to school do so at their own risk.

- Students will use their digital devices in a way which reflects the core values being taught in schools, including the values of respect, responsibility, care and fairness.
- Students must not use mobile telephones or other devices to disrupt the learning environment or interfere with the operation of the school. Such activities may incur disciplinary action including suspension.
- All mobile phones must be off or on silent and out of sight. A teacher may confiscate the phone if it is visible.
- Students must not use mobile telephones or other devices to threaten, bully, intimidate or otherwise harass other people through any SMS or text message, photographic, video or other data transfer system available on the telephone or for any illegal activity. Such activities may incur disciplinary action including suspension and the police.
- Students must not take out their laptop, mobile phone, iPod or headphones in class time under any circumstances unless requested to do so by the classroom teacher.
- Under no circumstances will inappropriate use of digital devices with cameras be tolerated.

Students found to be using any camera contrary to this acceptable use policy will be dealt with under the school discipline policy. Disciplinary action will be taken in all classes.

Improper use of Digital devices:

- If a staff member has good reason to suspect that a student has been using a digital device inappropriately during the class, the staff member has the right to take the device from the student.
- The digital device will be given to the Deputy Principal and kept until the end of the school day.
- A record will be kept of the students whose devices have been confiscated.

Collection of the device will be according to the following criteria:

First offence -The device may be collected by the student from the Deputy Principal at the end of the school day.

Second offence -The device may be collected from the Deputy Principal at the end of the day by a parent/carer.

Third offence -The device may be collected at the end of the school day by a parent/carer of the student. Further disciplinary action will take place through the Deputy Principal.

Further offences will result in use of the school behavior code and suspension policy.

Emergency Contact - including early departure for sick leave and urgent family leave*

Students **must not** call home to be collected when sick; **students must report to Office A**

- If a parent or caregiver needs to contact a student at school as a result of an emergency, they are required to call the school's main office, and a message will be sent immediately to the student.
- If a student needs to make emergency contact with parents/caregivers, they can do so through the school's main office.

Mobile Phones and Examination Rules

NESA is the body that controls all secondary school external examinations. NESA examination rules have been applied to Canterbury Girls High School, a section quoted below: "If you do not follow the rules outlined below, or if you cheat in the tests in any way, you will be reported to the Deputy Principal and may be removed from the test room. Penalties for such actions may involve cancellation of the test result or of all your examinations. You must not take a mobile phone or any other electronic device into the test room".

SECTION 5 GENERAL INFORMATION

5.1 SCHOOL TRANSPORT

Student Opal Card

All new students will need to apply for an Opal card online. Students coming from Year 6 to 7 or students changing schools will need to go online and change their travel route/carriers ASAP. A new card will then be issued to their home address. This school Opal pass is only to be used to travel to school and to the student's home address. All students are requested to have a personal Opal Card to be used for excursions when necessary. Existing students are not required to apply for a new card.

Parents, guardians and students are encouraged to apply for a student opal card as soon as they are able via: www.transportnsw.info/school-students

Parents can go online for further opal card information. Parents can call 131500 to determine the safest route to and from Canterbury Girls High School. Changes to bus routes and timetables occur regularly. Families should go to <https://transportnsw.info/> to check timetables and plan their trip.

A new application is required when:

- applying for a School Opal card or travel pass for the first time,
- Requesting an additional entitlement as a result of a shared parental responsibility situation.

You will need to do an update application if the student has a current school travel pass and:

- is progressing from Year 6 to Year 7, or
- changes address, or
- Change's school or campus.

Already have a school Opal card or travel pass.

- When you've updated, and you are eligible for free school travel next year, Transport for NSW will send you an email confirmation once your application has been processed. For travel in rural or regional NSW, we'll also inform your nominated transport operator(s).
- If you already have a School Opal card that does not need updating, or you've successfully re-applied, the Opal card will automatically be updated for travel next year. Do not throw it out as you'll be able to use it when the school year starts in 2025.
- If you currently have a printed travel pass provided by your transport operator, a new pass will be ready at the beginning of the new school year.

Please visit this link <https://www.transitsystems.com.au/nsw-schools-index> to find the latest school bus routes.

The closest train station is Canterbury Train Station which runs on the T3 Bankstown Line.

5.2 STUDENT HEALTH MATTERS

First Aid and School Clinic

A First Aid officer is located in Office A and assists students who have minor first aid needs at school. The school clinic is supervised by Office A and is available for students who become ill at school and need to wait for family or caregivers to collect them. The school does not provide extended care for sick students. Families should not send sick students to school. Families are requested to keep contact and emergency contact details up to date so there is no delay in advising families of illness or accident.

All teachers are trained and updated annually in basic first aid. Regular updates in asthma and anaphylaxis are also required by the Department of Education. At all times teachers are expected to provide reasonable first aid and contact medical or emergency services if appropriate for students who are ill or affected by an accident. Office A will contact emergency services when needed.

Health Care Plans

The most common reason for Health Care Plans is for students who have severe asthma, anaphylaxis, diabetes or epilepsy, which may require an emergency response.

Any student who has:

- an ongoing health condition which may need an emergency response
- regular administration of medication during school hours
- other health support needs at school

may require a Health Care Plan.

The Health Care Plan includes information about the health needs of the student, an emergency response plan, contact details for family and medical services, and details of any medications or procedures required during school hours. Health Care Plans are negotiated arrangements made in consultation with families and caregivers and are made available to all staff as appropriate. Emergency response plans are updated annually and posted around the school in key locations. Office A keeps copies of all Health Care Plans.

Administration of Medication at School

If students must take any prescribed or over the counter medication during school hours, it must be arranged with Office A through the First Aid staff. See the policy on student health on the Department of Education website [Student health support](#). Students who have ASCIA plans for anaphylaxis or asthma management plans are to carry their own epi pens and asthma puffers. All health documents must be provided to Office A.

Vaccination program – NSW Health

The school supports NSW Health vaccination programs for HPV, Hepatitis B, Chicken Pox, Whooping Cough, Diphtheria and Tetanus. Parents/Caregivers are sent information and permission notes as these vaccinations are offered.

5.3 PARENT INVOLVEMENT AND ASSISTANCE

Parents and Citizens Meetings

The P & C has monthly meetings on the third Wednesday of each month in the Cantabrian Hall at 7:00 p.m. Entry is via the Church Street gates.

The P & C aims to:

- promote co-operation between families, students and the school
- assist in informing families about education matters
- assist in providing facilities for students

Meeting dates are published in the school newsletter, on the school calendar and on the school website. All parents are most welcome to attend!

Student Assistance Scheme

Limited funds are available to support needy families who receive Centrelink payments to meet essential education expenses e.g. subject contributions, uniforms and excursions. Families should contact the School Administration Manager for any enquiries regarding student assistance. Families need to complete an application form. School policy is that in order to assist as many as possible partial support is provided.

School Committee Membership

Parents form an active part of the Canterbury Girls High School community and are welcome to join various committees as well as undergo training and participate in selection of staff via the merit selection process.

Other Volunteering

We have many other parents with specific skills who assist at various times, with things like design and desktop publishing, yoga classes, cheese making, sound and light expertise etc. If you have a skills you can share let us know so we can see if we can find a place for you to help.

5.4 SCHOOL CONTRIBUTIONS

Year 7

Item	Term 1	Term 2	Term 3	Term 4	Full Year
School/Subject Contributions					
General School	\$20	\$20	\$20	\$20	\$80
Music	\$5	\$5	\$5	\$5	\$20
Sport	\$10	\$5	\$5	\$5	\$25
Technology – across the school	\$15	\$10	\$10	\$10	\$45
Technology – TAS	\$10	\$10	\$10	\$10	\$40
Visual Arts	\$10	\$10	\$10	\$5	\$35
Total	\$70	\$60	\$60	\$55	\$245

Online Subscriptions	Full Year
LOTE	\$30
Maths Online	\$20

Item	Term 1	Term 2	Term 3	Term 4	Full Year
P&C Donation (Voluntary)	\$15	\$10	\$10	\$10	\$45
P&C Building Fund (Voluntary)	This is a voluntary fee. Any amount donated over \$2 is tax deductible. Money goes towards school buildings.				

Other Items	Price
Calculator	\$25
Lockers	\$60

Extra-Curricular	Price
Choir	\$50 per year
Band	\$480 per year (if you are a part of the band, Choir is free)
Dance	\$100 per year
Debating	\$50 per year
Drama	\$100 per year

Year 8

Item	Term 1	Term 2	Term 3	Term 4	Full Year
School/Subject Contributions					
General School	\$20	\$20	\$20	\$20	\$80
Music	\$5	\$5	\$5	\$5	\$20
Sport	\$10	\$5	\$5	\$5	\$25
Technology – across the school	\$15	\$10	\$10	\$10	\$45
Technology – TAS	\$10	\$10	\$10	\$10	\$40
Visual Arts	\$10	\$10	\$10	\$5	\$35
Total	\$70	\$60	\$60	\$55	\$245

Elective Contributions	Term 1	Term 2	Term 3	Term 4	Full Year
Drama	\$5	\$5	\$5	\$5	\$20
Masterchef Elective	\$20	\$20	\$20	\$20	\$80
Music Elective	\$5	\$5	\$5	\$5	\$20
NOTE: Only students who have chosen these subjects as their elective subjects will be invoiced					

Online Subscriptions	Full Year
Maths Online	\$20

Item	Term 1	Term 2	Term 3	Term 4	Full Year
P&C Donation (Voluntary)	\$15	\$10	\$10	\$10	\$45
P&C Building Fund (Voluntary)	This is a voluntary fee. Any amount donated over \$2 is tax deductible. Money goes towards school buildings.				

Other Items	Price
Calculator	\$25
Grade Sport	\$60
Lockers	\$50

Extra-Curricular	Price
Choir	\$50 per year
Band	\$480 per year (if you are a part of the band, Choir is free)
Dance	\$100 per year
Debating	\$50 per year
Drama	\$100 per year

Year 9

Item	Term 1	Term 2	Term 3	Term 4	Full Year
School/Subject Contributions					
General School Contribution	\$20	\$20	\$20	\$20	\$80
Sport	\$10	\$5	\$5	\$5	\$25
Technology – across the school	\$15	\$10	\$10	\$10	\$45
Total	\$45	\$35	\$35	\$35	\$150

Elective Contributions	Term 1	Term 2	Term 3	Term 4	Full Year
Food Technology	\$20	\$20	\$20	\$20	\$80
Music	\$5	\$5	\$5	\$5	\$20
PDM	\$10	\$10	\$10	\$10	\$40
Textiles Technology	\$10	\$10	\$10	\$10	\$40
Visual Arts	\$10	\$10	\$10	\$10	\$40
NOTE: Only students who have chosen these subjects as their elective subjects will be invoiced					

Online Subscriptions	Full Year
Maths Online	\$20

Item	Term 1	Term 2	Term 3	Term 4	Full Year
P&C Donation (Voluntary)	\$15	\$10	\$10	\$10	\$45
P&C Building Fund (Voluntary)	This is a voluntary fee. Any amount donated over \$2 is tax deductible. Money goes towards school buildings.				

Other Items	Price
Calculator	\$25
Grade Sport	\$60
Lockers	\$40

Extra-Curricular	Price
Choir	\$50 per year
Band	\$480 per year (if you are a part of the band, Choir is free)
Dance	\$100 per year
Debating	\$50 per year
Drama	\$100 per year

Year 10

Item	Term 1	Term 2	Term 3	Term 4	Full Year
School/Subject Contributions					
General School Contribution	\$20	\$20	\$20	\$20	\$80
Sport	\$10	\$5	\$5	\$5	\$25
Technology – across the school	\$15	\$10	\$10	\$10	\$45
Total	\$45	\$35	\$35	\$35	\$150

Elective Contributions	Term 1	Term 2	Term 3	Term 4	Full Year
Drama	\$5	\$5	\$5	\$5	\$20
Food Technology	\$20	\$20	\$20	\$20	\$80
IT Multi Media	\$5	\$5	\$5	\$5	\$20
Music	\$5	\$5	\$5	\$5	\$20
PDM	\$10	\$10	\$10	\$10	\$40
Textiles Technology	\$10	\$10	\$10	\$10	\$40
Visual Arts	\$10	\$10	\$10	\$10	\$40
NOTE: Only students who have chosen these subjects as their elective subjects will be invoiced					

Online Subscriptions	Full Year
LOTE - Only students who have chosen this elective will be invoiced	\$30
Maths Online	\$20

Item	Term 1	Term 2	Term 3	Term 4	Full Year
P&C Donation (Voluntary)	\$15	\$10	\$10	\$10	\$45
P&C Building Fund (Voluntary)	This is a voluntary fee. Any amount donated over \$2 is tax deductible. Money goes towards school buildings.				

Other Items	Price
Calculator	\$25
Grade Sport	\$60
Lockers	\$30

Extra-Curricular	Price
Choir	\$50 per year
Band	\$480 per year (if you are a part of the band, Choir is free))
Dance	\$100 per year
Debating	\$50 per year
Drama	\$100 per year

Year 11

Item	Term 1	Term 2	Term 3	Term 4	Full Year
School/Subject Contributions					
General School Contribution	\$20	\$20	\$20	\$20	\$80
Sport	\$10	\$5	\$5	\$5	\$25
Technology – across the school	\$15	\$10	\$10	\$10	\$45
Total	\$45	\$35	\$35	\$35	\$150

Elective Contributions	Term 1	Term 2	Term 3	Term 4	Full Year
Dance	\$10	\$10	\$10	\$10	\$40
Music	\$10	\$10	\$5	\$5	\$30
Textiles & Design	\$10	\$10	\$10	\$10	\$40
VET – Business Services	\$10	\$10	\$5	\$5	\$30
VET – Cookery	\$25	\$25	\$25	\$25	\$100
VET - Entertainment	\$20	\$20	\$20	\$20	\$100
Visual Arts	\$15	\$15	\$15	\$15	\$60

NOTE: Only students who have chosen these subjects as their elective subjects will be invoiced

Online Subscriptions	Full Year
LOTE - Only students who have chosen this elective will be invoiced	\$30

Item	Term 1	Term 2	Term 3	Term 4	Full Year
P&C Donation (Voluntary)	\$15	\$10	\$10	\$10	\$45
P&C Building Fund (Voluntary)	This is a voluntary fee. Any amount donated over \$2 is tax deductible. Money goes towards school buildings.				

Other Items	Price
Calculator	\$25
Lockers	\$20

Extra-Curricular	Price
Choir	\$50 per year
Band	\$480 per year (if you are a part of the band, Choir is free)
Dance	\$100 per year
Debating	\$50 per year
Drama	\$100 per year

Year 12

Item	Term 1	Term 2	Term 3	Term 4	Full Year
General/Subject Contributions					
General School Contribution	\$20	\$20	\$20	\$20	\$80
Sport	\$2.5	\$2.5	\$2.5	\$2.5	\$10
Technology – across the school	\$15	\$10	\$10	\$10	\$45
Total	\$45	\$35	\$35	\$35	\$150

Elective Contributions	Term 1	Term 2	Term 3	Term 4	Full Year
Dance	\$10	\$10	\$10	\$10	\$40
Drama	\$10	\$10	\$5	\$5	\$30
Music	\$10	\$10	\$5	\$5	\$30
Textiles & Design	\$10	\$10	\$10	\$10	\$40
VET – Business Services	\$10	\$10	\$5	\$5	\$30
VET – Cookery	\$25	\$25	\$25	\$25	\$100
Visual Arts	\$15	\$15	\$15	\$15	\$60
NOTE: Only students who have chosen these subjects as their elective subjects will be invoiced					

Item	Term 1	Term 2	Term 3	Term 4	Full Year
P&C Donation (Voluntary)	\$15	\$10	\$10	\$10	\$45
P&C Building Fund (Voluntary)	This is a voluntary fee. Any amount donated over \$2 is tax deductible. Money goes towards school buildings.				

Other Items	Price
Calculator	\$25
Lockers	\$10

Extra-Curricular	Price
Debating	\$50 per year
Dance	\$100 per year
Drama	\$100 per year
Band	\$480 per year (if you are a part of the band, Choir is free)
Choir	\$50 per year